

# PSTricks

---

## `pst-barcode`

A PSTricks package for drawing barcodes; v.0.18

---

August 22, 2017



Package author(s):  
**Terry Burton**  
**Herbert Voß**

## Contents

<b>1</b>	<b>Introduction</b>	<b>6</b>
<b>2</b>	<b>The options</b>	<b>6</b>
2.1	The TeX options . . . . .	6
2.2	The PostScript options . . . . .	7
2.3	Examples for the TeX options . . . . .	7
2.4	Examples for the PostScript options . . . . .	9
<b>3</b>	<b>Usage</b>	<b>9</b>
<b>4</b>	<b>Available Codes</b>	<b>10</b>
<b>5</b>	<b>Symbology Reference</b>	<b>12</b>
5.1	Point of Sale . . . . .	12
5.1.1	EAN-13 . . . . .	12
5.1.2	EAN-8 . . . . .	13
5.1.3	UPC-A . . . . .	14
5.1.4	UPC-E . . . . .	15
5.1.5	ISBN . . . . .	16
5.1.6	ISMN . . . . .	18
5.1.7	ISSN . . . . .	20
5.2	Two-Dimensional . . . . .	21
5.2.1	Aztec Code . . . . .	21
5.2.2	Aztec Runes . . . . .	22
5.2.3	Data Matrix . . . . .	23
5.2.4	Han Xin Code . . . . .	24
5.2.5	MicroPDF417 . . . . .	25
5.2.6	PDF417 . . . . .	26
5.2.7	Compact PDF417 . . . . .	27
5.2.8	QR Code . . . . .	28
5.2.9	Micro QR Code . . . . .	29
5.3	One-Dimensional . . . . .	30
5.3.1	Code 128 . . . . .	30
5.3.2	Code 39 . . . . .	30
5.3.3	Code 39 Extended . . . . .	32
5.3.4	Code 93 . . . . .	32
5.3.5	Code 93 Extended . . . . .	33
5.3.6	Interleaved 2 of 5 . . . . .	34
5.4	Supply Chain . . . . .	35
5.4.1	GS1 DataMatrix . . . . .	35
5.4.2	GS1 QR Code . . . . .	35
5.4.3	GS1-128 . . . . .	36
5.4.4	EAN-14 . . . . .	37
5.4.5	ITF-14 . . . . .	38
5.4.6	SSCC-18 . . . . .	38
5.5	GS1 DataBar Family . . . . .	39
5.5.1	GS1 DataBar Omnidirectional . . . . .	39
5.5.2	GS1 DataBar Stacked Omnidirectional . . . . .	40
5.5.3	GS1 DataBar Expanded . . . . .	41

5.5.4	GS1 DataBar Expanded Stacked . . . . .	41
5.5.5	GS1 DataBar Truncated . . . . .	42
5.5.6	GS1 DataBar Stacked . . . . .	43
5.5.7	GS1 DataBar Limited . . . . .	44
5.6	Postal Symbols . . . . .	44
5.6.1	Australia Post 4 State Customer Code . . . . .	44
5.6.2	Deutsche Post Identcode . . . . .	45
5.6.3	Deutsche Post Leitcode . . . . .	46
5.6.4	Japan Post 4 State Barcode . . . . .	46
5.6.5	MaxiCode . . . . .	47
5.6.6	Royal Mail 4 State Customer Code . . . . .	48
5.6.7	Royal TNT Post 4 state barcode . . . . .	49
5.6.8	USPS Intelligent Mail . . . . .	49
5.6.9	USPS POSTNET . . . . .	50
5.6.10	USPS PLANET . . . . .	50
5.6.11	USPS FIM Symbols . . . . .	50
5.7	Pharmaceutical Symbols . . . . .	51
5.7.1	Italian Pharmacode . . . . .	51
5.7.2	Pharmacode . . . . .	52
5.7.3	Two-Track Pharmacode . . . . .	52
5.7.4	PZN . . . . .	53
5.8	HIBC Symbols . . . . .	54
5.8.1	HIBC Code 39 . . . . .	54
5.8.2	HIBC Code 128 . . . . .	54
5.8.3	HIBC PDF417 . . . . .	55
5.8.4	HIBC MicroPDF417 . . . . .	55
5.8.5	HIBC QR Code . . . . .	55
5.8.6	HIBC Data Matrix . . . . .	55
5.8.7	HIBC Codablock F . . . . .	55
5.9	Less-used Symbols . . . . .	56
5.9.1	BC412 . . . . .	56
5.9.2	Channel Code . . . . .	57
5.9.3	Codabar . . . . .	58
5.9.4	Codablock F . . . . .	59
5.9.5	Code 11 . . . . .	60
5.9.6	Code 16K . . . . .	60
5.9.7	Code 25 . . . . .	62
5.9.8	IATA 2 of 5 . . . . .	62
5.9.9	Matrix 2 of 5 . . . . .	63
5.9.10	Datalogic 2 of 5 . . . . .	63
5.9.11	COOP 2 of 5 . . . . .	63
5.9.12	Code 49 . . . . .	64
5.9.13	Code One . . . . .	65
5.9.14	MSI Plessey . . . . .	66
5.9.15	Plessey . . . . .	67
5.9.16	PosiCode . . . . .	68
5.9.17	Telepen . . . . .	70
5.9.18	Telepen Numeric . . . . .	71
5.10	GS1 Composite Symbols . . . . .	72
5.10.1	EAN-13 Composite . . . . .	73

5.10.2	EAN-8 Composite . . . . .	73
5.10.3	UPC-A Composite . . . . .	73
5.10.4	UPC-E Composite . . . . .	74
5.10.5	GS1 DataBar Omnidirectional Composite . . . . .	74
5.10.6	GS1 DataBar Stacked Omnidirectional Composite . . . . .	74
5.10.7	GS1 DataBar Expanded Composite . . . . .	74
5.10.8	GS1 DataBar Expanded Stacked Composite . . . . .	75
5.10.9	GS1 DataBar Truncated Composite . . . . .	75
5.10.10	GS1 DataBar Stacked Composite . . . . .	75
5.10.11	GS1 DataBar Limited Composite . . . . .	75
5.10.12	GS1-128 Composite . . . . .	75
5.10.13	CC-A . . . . .	76
5.10.14	CC-B . . . . .	76
5.10.15	CC-C . . . . .	76
5.11	Raw Symbols . . . . .	76
5.11.1	DAFT . . . . .	76
5.11.2	Flattermarken . . . . .	77
5.11.3	Raw . . . . .	77
5.12	Partial Symbols . . . . .	78
5.12.1	EAN-2 . . . . .	78
5.12.2	EAN-5 . . . . .	78
5.13	GS1 Application Identifier Standard Format . . . . .	78
<b>6</b>	<b>Options Reference</b> . . . . .	<b>79</b>
6.1	Check Digits . . . . .	79
6.1.1	includecheck . . . . .	79
6.1.2	includecheckintext . . . . .	79
6.2	Input Processing . . . . .	80
6.2.1	parse . . . . .	80
6.2.2	parsefnc . . . . .	80
6.3	Symbol Dimensions . . . . .	80
6.3.1	height . . . . .	80
6.3.2	width . . . . .	81
6.4	Bar Properties . . . . .	81
6.4.1	inkspread . . . . .	81
6.4.2	inkspreadh . . . . .	81
6.4.3	inkspreadv . . . . .	82
6.5	Text Properties . . . . .	82
6.5.1	includetext . . . . .	82
6.5.2	textfont . . . . .	82
6.5.3	textsize . . . . .	82
6.5.4	textgaps . . . . .	83
6.6	Text Positioning . . . . .	83
6.6.1	textxalign . . . . .	83
6.6.2	textyalign . . . . .	83
6.6.3	textxoffset . . . . .	84
6.6.4	textyoffset . . . . .	84
6.7	Border Properties . . . . .	84
6.7.1	showborder . . . . .	84
6.7.2	borderwidth . . . . .	84
6.7.3	borderleft . . . . .	84

---

6.7.4	borderright	84
6.7.5	bordertop	84
6.7.6	borderbottom	84
6.8	Symbol Colors	84
6.8.1	barcolor	84
6.8.2	backgroundcolor	85
6.8.3	bordercolor	85
6.8.4	textcolor	85
6.9	EAN-UPC Add Ons	85
6.9.1	addontextfont	85
6.9.2	addontextsize	85
6.9.3	addontextxoffset	86
6.9.4	addontextyoffset	86
6.10	EAN-UPC Guards	86
6.10.1	guardwhitespace	86
6.10.2	guardwidth	86
6.10.3	guardheight	86
6.10.4	guardleftpos	86
6.10.5	guardrightpos	86
6.10.6	guardleftypos	87
6.10.7	guardrightypos	87
7	QR code in the margin	87
8	List of all optional arguments for <code>pst-barcode</code>	89
	References	89

The `pstricks` related package provides (essentially) one macro for printing barcodes. The type of the code is defined by a parameter and passed to postscript.

## 1 Introduction

The `pstricks` package provides (essentially) one macro for printing barcodes. The type of the code is defined by a parameter and passed to postscript. To install the package put the three files in a place, where  $\TeX$  will search for the files:

<i>name</i>	<i>meaning</i>	<i>target dir</i>
<code>pst-barcode.tex</code>	$\LaTeX$ style file – wrapper	<code>\$LOCALTEXMF/tex/generic/pstricks/</code>
<code>pst-barcode.sty</code>	$\TeX$ file – PS interface	<code>\$LOCALTEXMF/tex/latex/pstricks/</code>
<code>pst-barcode.pro</code>	PostScript file	<code>\$LOCALTEXMF/dvips/pstricks/</code>
<code>pst-barcode-doc.tex</code>	documentation source	<code>\$LOCALTEXMF/doc/pstricks/</code>
<code>pst-barcode-doc.bib</code>	bibliography source	<code>\$LOCALTEXMF/doc/pstricks/</code>
<code>pst-barcode-doc.pdf</code>	documentation	<code>\$LOCALTEXMF/doc/pstricks/</code>

There is only one macro `\psbarcode` with the usual PSTricks syntax

```
\psbarcode [Options] {text or filename}{PS options}{barcode type}
```

Important is the fact, that the barcode is printed in a  $\TeX$  box of zero dimension. If you want to save some space in your text, use the `pspicture` environment or the `\makebox` macro.

## 2 The options

### 2.1 The $\TeX$ options

<i>name</i>	<i>default</i>	<i>remarks</i>
<code>transx</code>	0	horizontal shift
<code>transy</code>	0	vertical shift
<code>scalex</code>	1	horizontal scaling
<code>scaley</code>	1	vertical scaling
<code>rotate</code>	0	rotating angle in degrees
<code>file</code>	false	load an external file for the text

## 2.2 The PostScript options

<i>name</i>	<i>default</i>	<i>remarks</i>
height	1	dimension is inch
textsize	10	dimension is pt
textpos	-2	dimension is pt; it is the shift for additional code text
inkspread	0.15	dimension is pt
showborder	-	-
borderwidth	0.5	dimension in pt
borderleft	10	dimension in pt
borderright	10	dimension in pt
bordertop	1	dimension in pt
borderbottom	1	dimension in pt
borderwidth	0.5	dimension in pt
width	-	dimension in inch
font	/Helvetica	must be a PostScript font
includetext	-	enable human readable text
includecheck	-	enable check digit
includecheckintext	-	check digit visible in text
parse	-	parse variable field für decimal values, like ^032 for space, and convert them to ASCII

## 2.3 Examples for the TeX options



```

\psframebox{\begin{pspicture}(2.5,1in)
\psbarcode{01335583}{includetext}{ean8}
\end{pspicture}}\quad
\psframebox{\begin{pspicture}(-2.6,-1.5)(0.4,0.2in)
\psbarcode[rotate=180,linecolor=red]{01335583}{includetext guardwhitespace height=0.6}{ean8}
\end{pspicture}}\quad
\psframebox{\begin{pspicture}(3.8,1in)
\psbarcode[scalex=1.5,scaley=0.5,transy=1]{01335583}{includetext inkspread=0.5}{ean8}
\end{pspicture}}

```



```
\begin{pspicture}(2in,2in)  
  \psbarcode[file]{demo.tex}{}{qrcode}  
\end{pspicture}
```

The contents of the external file `demo.tex`:


```
\documentclass{article}  
\usepackage{pst-barcode, fancyvrb}  
\begin{document}  
\VerbatimInput{\jobname.tex}% test  
  
\begin{pspicture}(2in,2in)  
  \psbarcode[file]{\jobname.tex}{}{qrcode}  
\end{pspicture}  
\end{document}
```



## 2.4 Examples for the PostScript options




```
\begin{pspicture}(3.5,1.2in)
\psbarcode{01335583}{includetext guardwhitespace height=0.6}{ean8}
\end{pspicture}
\begin{pspicture}(3.5,1.2in)
\psbarcode{01335583}{textsize=15 includetext guardwhitespace height=0.6}{ean8}
\end{pspicture}
\begin{pspicture}(3.5,1.2in)
\psbarcode{01335583}{includetext inkspread=0.5}{ean8}
\end{pspicture}
\begin{pspicture}(3.5,1.2in)
\psbarcode{01335583}{includetext textpos=0}{ean8}
\end{pspicture}
```



```
\begin{pspicture}(3.5,1.2in)
\psbarcode{01335583}{includetext guardwhitespace}{ean8}
\end{pspicture}
\begin{pspicture}(3.5,1.2in)
\psbarcode{01335583}{textsize=15 includetext guardwhitespace width=2}{ean8}
\end{pspicture}
```

## 3 Usage

By default the barcode has a width and a height of zero. Using the `\parbox` macro or the `pspicture` environment can reserve the needed space for the barcode. The `\fbox` in the following examples is used only for demonstration.



```
foo
\fbox{%
\parbox[b][1in]{1.5in}{\psbarcode{241078}{includetext width=1.5 height=1}{code39}}}
bar
```



```
foo
\fbbox{%
\begin{pspicture}(0,-8pt)(1.5in,1in)
\psbarcode{241078}{includetext width=1.5
height=1}{code39}
\end{pspicture}}
bar
```

#### 4 Available Codes

- EAN-13 (EAN, UCC-13, JAN, JAN-13, EAN-13+2, EAN-13+5, EAN-99),
- EAN-8 (UCC-8, JAN-8, EAN-8+2, EAN-8+5, EAN-Velocity),
- UPC-A (UPC, UCC-12, UPC-A+2, UPC-A+5),
- UPC-E (UPC-E0, UPC-E1, UPC-E+2, UPC-E+5),
- ISBN (ISBN-13, ISBN-10, Bookland EAN-13),
- ISMN,
- ISSN,
- EAN-5 & EAN-2 (EAN/UPC add-ons),
- GS1 DataBar Omnidirectional (RSS-14),
- GS1 DataBar Stacked (RSS-14 Stacked),
- GS1 DataBar Stacked Omnidirectional (RSS-14 Stacked Omnidirectional),
- GS1 DataBar Truncated (RSS-14 Truncated),
- GS1 DataBar Limited (RSS Limited),
- GS1 DataBar Expanded (RSS Expanded),
- GS1 DataBar Expanded Stacked (RSS Expanded Stacked),
- GS1-128 (UCC/EAN-128, EAN-128, UCC-128),
- SSCC-18 (EAN-18, NVE),
- EAN-14 (UCC-14),
- ITF-14 (UPC SCS),
- QR Code (Quick Response Code),
- Micro QR Code,
- GS1 QR Code,
- Data Matrix (Data Matrix ECC 200, Data Matrix Rectangular Extension),
- GS1 DataMatrix,
- Aztec Code (Compact Aztec Code),
- Aztec Runes,
- PDF417,
- Compact PDF417 (Truncated PDF417),
- MicroPDF417,
- Han Xin Code (Chinese Sensible),
- MaxiCode (UPS Code, Code 6),
- Codablock F,
- Code 16K (USS-16K),
- Code 49 (USS-49),
- Code One (Code 1, Code 1S),
- USPS POSTNET,
- USPS PLANET,
- USPS Intelligent Mail (USPS OneCode),
- USPS FIM,
- Royal Mail (RM4SCC, CBC),
- Royal TNT Post (KIX),

- Japan Post,
- Australia Post,
- Deutsche Post Identcode (DHL Identcode),
- Deutsche Post Leitcode (DHL Leitcode),
- Pharmacode (Pharmaceutical Binary Code),
- Two-track Pharmacode (Two-track Pharmaceutical Binary Code),
- Italian-Pharmacode (Code 32, IMH),
- PZN (Pharmazentralnummer, PZN-8, PZN-7),
- Code 39 (Code 3 of 9, LOGMARS, Alpha39, USD-3, USD-2, USS-39),
- Code 39 Extended (Code 39 Full ASCII),
- Code 93 (USD-7, USS-93),
- Code 93 Extended (Code 93 Full ASCII),
- Code 128 (Code 128A, Code 128B, Code 128C, USD-6, USS-128),
- Code 25 (Code 2 of 5, Industrial 2 of 5),
- IATA-2 of 5,
- Datalogic 2 of 5,
- Matrix 2 of 5,
- COOP 2 of 5,
- Interleaved 2 of 5 (ITF, Code 2 of 5 Interleaved, USD-1, USS-Interleaved 2 of 5),
- Code 11 (USD-8),
- Codabar (Rationalized Codabar, Ames Code, NW-7, USD-4, USS-Codabar, Monarch, Code 2 of 7),
- Plessey (Anker Code),
- MSI Plessey (MSI, MSI Modified Plessey),
- Telepen (Telepen Alpha, Telepen Full ASCII),
- Telepen Numeric,
- Channel Code,
- PosiCode (PosiCode A, PosiCode B),
- BC412 (BC412 SEMI, BC412 IBM),
- GS1 Composite Symbols (EAN-13 Composite, EAN-8 Composite, UPC-A Composite, UPC-E Composite, GS1 DataBar Omnidirectional Composite,
- GS1 DataBar Stacked Composite, GS1 DataBar Stacked Omni Composite, GS1 DataBar Truncated Composite,
- GS1 DataBar Limited Composite, GS1 DataBar Expanded Composite, GS1 DataBar Expanded Stacked Composite,
- GS1-128 Composite),
- HIBC barcodes (HIBC Code 39, HIBC Code 128, HIBC Data Matrix, HIBC PDF417, HIBC MicroPDF417, HIBC QR Code, HIBC Codablock F)

## 5 Symbology Reference

### 5.1 Point of Sale

#### 5.1.1 EAN-13

**EAN-13** is an extension of the **UPC-A** barcode symbology that usually carries a GTIN-13. It was designed by the International Article Numbering Association in 1976 for identification of retail goods at point of sale outside of the US.

Also known as: EAN, UCC-13, European Article Number, International Article Number, JAN, JAN-13.

Variants:

- EAN-13+2 is an extension of EAN-13 that includes a **two-digit add-on**.
- EAN-13+5 is an extension of EAN-13 that includes a **five-digit add-on**.
- EAN-99 is a special form of EAN-13 starting with 99 that is used as an in-store coupon.
- **EAN-8** is a barcode symbology derived from EAN-13 that is designed for small packaging. It uses a distinct numbering system based on GTIN-8.
- **ISBN** is a variant of EAN-13 used to identify books.
- **ISMN** is a variant of EAN-13 used to identify printed music.
- **ISSN** is a variant of EAN-13 used to identify periodicals.
- **EAN-13 Composite** is a variant of EAN-13 that should be used when a CC-A or CC-B GS1 Composite 2D component is required.

Standards: ISO/IEC 15420, BS EN 797, GS1 General Specifications.

#### Data and Options

- The data field for a EAN-13 may contain twelve or thirteen digits, optionally followed by a space then two or five digits if an **EAN-2** or **EAN-5** add-on is required.
- If twelve digits of primary data are supplied then the check digit is calculated automatically. Otherwise the provided check digit must be correct.
- The **includetext** option should normally be supplied.
- The **guardwhitespace** option enables the display of whitespace guard marks.

#### Examples

Identical symbols, input provided with and without a check digit:

```
Data:    9771473968012
Options: includetext guardwhitespace
Encoder: ean13
```

```
Data:    977147396801
Options: includetext guardwhitespace
Encoder: ean13
```



A symbol that includes a **five-digit add-on**:

Data: 9771473968012 54499  
 Options: includetext guardwhitespace  
 Encoder: ean13



### 5.1.2 EAN-8

EAN-8 is derived from the [EAN-13](#) barcode symbology and is designed for small packaging. It usually carries a GTIN-8.

Also known as: UCC-8, JAN-8.

Variants:

- EAN-8+2 is an extension of EAN-8 that includes a [two-digit add-on](#).
- EAN-8+5 is an extension of EAN-8 that includes a [five-digit add-on](#).
- EAN-Velocity is a special form of EAN-8 starting with 0 that is used for in-store coupons.
- [EAN-13](#) is a longer variant of EAN-8 which has a distinct number system based on GTIN-13.
- [EAN-8 Composite](#) is a variant of EAN-8 that should be used when a CC-A or CC-B GS1 composite 2D component is required.

Standards: ISO/IEC 15420, BS EN 797, GS1 General Specifications.

#### Data and Options

- The data field takes either seven or eight digits, optionally followed by a space then two or five digits if an [EAN-2](#) or [EAN-5](#) add-on is required.
- If seven digits of primary data are supplied then the check digit is calculated automatically. Otherwise the provided check digit must be correct.
- The `includetext` option should normally be supplied.
- The `guardwhitespace` option enables the display of white space guard marks.

#### Examples

Identical symbols, input provided with and without a check digit:

Data: 01335583  
 Options: includetext  
 Encoder: ean8

Data: 0133558  
 Options: includetext  
 Encoder: ean8



Truncated with white space guards:

Data: 0133583  
 Options: includetext height=0.5 guardwhitespace  
 Encoder: ean8



### 5.1.3 UPC-A

The **UPC-A** barcode symbology is used for identification of retail goods at point of sale inside of the US. It usually carries a GTIN-12.

Also known as: UPC, UCC-12, Universal Product Code.

Variants:

- UPC-A+2 is an extension of UPC-A that includes a **two-digit add-on**.
- UPC-A+5 is an extension of UPC-A that includes a **five-digit add-on**.
- **UPC-E** is a barcode symbology derived from UPC-A that is designed for small packaging.
- **UPC-A Composite** is a variant of UPC-A that should be used when a CC-A or CC-B **GS1 composite** 2D component is required.
- A UPC-A symbol can be converted to an **EAN-13** symbol by prefixing the GTIN-12 with 0 to make the equivalent GTIN-13.

Standards: ISO/IEC 15420, BS EN 797, GS1 General Specifications.

#### Data and Options

- The data field for a UPC-A may contain eleven or twelve digits, optionally followed by a space then two or five digits if an **EAN-2** or **EAN-5** add-on is required.
- Alternatively, the data field may contain seven or eight digits of a **UPC-E** to produce the equivalent UPC-A symbol.
- If eleven digits of primary data are supplied then the check digit is calculated automatically. Otherwise the provided check digit must be correct.
- The **includetext** option should normally be supplied.

#### Examples

Identical symbols, input provided with and without a check digit:

Data: 788581014974  
 Options: includetext  
 Encoder: upca

Data: 78858101497  
 Options: includetext  
 Encoder: upca



A symbol that includes a **five-digit add-on**:

```
Data: 788581014974 54499
Options: includetext guardwhitespace
Encoder: upca
```



#### 5.1.4 UPC-E

UPC-E is a compacted form of the **UPC-A** barcode symbology that usually carries a GTIN-12 with a number system of *0* or *1* that has been zero compressed.

Variants:

- UPC-E0 is a UPC-E with a number system of *0*.
- UPC-E1 is a UPC-E with a number system of *1*.
- UPC-E+2 is an extension of UPC-E that includes a **two-digit add-on**.
- UPC-E+5 is an extension of UPC-E that includes a **five-digit add-on**.
- **UPC-A** is the full size form of UPC-E.
- **UPC-E Composite** is a variant of UPC-E that should be used when a CC-A or CC-B GS1 Composite 2D component is required.

Standards: ISO/IEC 15420, BS EN 797, GS1 General Specifications.

#### Data and Options

- The data field takes either seven or eight digits, optionally followed by a space then two or five digits if an **EAN-2** or **EAN-5** add-on is required.
- Alternatively, the data field may contain eleven or twelve digits of a **UPC-A** to produce the equivalent UPC-E symbol, provided that the input can be zero suppressed.
- If seven digits of primary data are supplied then the check digit is calculated automatically. Otherwise the provided check digit must be correct.
- The **includetext** option should normally be supplied.

#### Examples

Identical symbols, input provided with and without a check digit:

```
Data: 01234565
Options: includetext
Encoder: upce
```

```
Data: 0123456
Options: includetext
Encoder: upce
```



A truncated symbol:

Data: 01234565  
 Options: includetext height=0.5  
 Encoder: upce



### 5.1.5 ISBN

An ISBN barcode is a variant of **EAN-13** that is used to identify books.

Also known as: ISBN-13, International Standard Book Number, Bookland EAN-13.

Variants:

- ISBN-10 is a legacy format that was depreciated for public use after 1st January 2007.

Standards: ISO 2108, ISO/IEC 15420, BS EN 797, GS1 General Specifications.

#### Data and Options

- The data should contain twelve or thirteen digits separated appropriately by dash characters -.
- The data can also be provided in legacy ISBN-10 format as nine or ten digits separated appropriately by dash characters -. This will be automatically upgraded to the ISBN-13 format.
- If the last digit of the primary data is not given then the ISBN check digit is calculated automatically.
- The **legacy** option prevents ISBN-10 input from being upgraded to ISBN-13 and will result in a symbol that is obsolete and should not be used at point of sale.
- The primary data can optionally be followed by a space then two or five digits if an **EAN-2** or **EAN-5** add-on is required.
- The **includetext** option should normally be supplied.
- The **guardwhitespace** option enables the display of white space guard marks.
- The following options are also relevant to this barcode symbology:
  - **isbntextfont**: Font name for text above symbol
  - **isbntextsize**: Font size for the text above symbol, in points
  - **isbntextxoffset**: Horizontal position of ISBN text, in points
  - **isbntextyoffset**: Vertical position of ISBN text, in points



### Example ISBN

Identical symbols, input provided with and without an ISBN check digit:

Data: 978-1-873671-00-9  
Options: includetext  
Encoder: isbn

Data: 978-1-873671-00  
Options: includetext  
Encoder: isbn

ISBN 978-1-873671-00-9



9 781873 671009

An ISBN with a **five-digit add-on**:

Data: 978-1-873671-00-9 54499  
Options: includetext guardwhitespace  
Encoder: isbn

ISBN 978-1-873671-00-9



9 781873 671009



The following ISBN-10 input will be automatically upgraded to a valid ISBN-13 symbol:

Data: 1-86074-271-2  
Options: includetext  
Encoder: isbn

Data: 1-86074-271  
Options: includetext  
Encoder: isbn

ISBN 978-1-86074-271-2



9 781860 742712

### Example ISBN-10

Note that ISBN-10 is legacy format not for use at P.O.S.  
The following will generate an obsolete ISBN-10 symbol:

Data: 1-86074-271-8  
 Options: legacy includetext guardwhitespace  
 Encoder: isbn

Data: 1-86074-271  
 Options: legacy includetext guardwhitespace  
 Encoder: isbn



### 5.1.6 ISMN

An ISMN barcode is a variant of [EAN-13](#) with a prefix 979 that is used to identify printed music.

Also known as: International Standard Music Number, ISMN-13.

Variants:

- ISMN-10 is a legacy format that was depreciated for public use.

Standards: ISO 10957, ISO/IEC 15420, BS EN 797, GS1 General Specifications.

#### Data and Options

- The data should contain twelve or thirteen digits separated appropriately by dash characters -.
- The data can also be provided in legacy ISMN-10 format start *M*- then eight or nine digits separated appropriately by dash characters -. This will be automatically upgraded to the ISMN-13 format.
- The **legacy** option prevents ISMN-10 input from being upgraded to ISMN-13 and will result in a symbol that is obsolete and should not be used at point of sale.
- If the last digit of the primary data is not given then the ISMN check digit is calculated automatically.
- The primary data can optionally be followed by a space then two or five digits if an [EAN-2](#) or [EAN-5](#) add-on is required.
- The **includetext** option should normally be supplied.
- The **guardwhitespace** option enables the display of white space guard marks.
- The following options are also relevant to this barcode symbology:
  - **ismntextfont**: Font name for text above symbol
  - **ismntextsize**: Font size for the text above symbol, in points
  - **ismntextxoffset**: Horizontal position of ISMN text, in points
  - **ismntextyoffset**: Vertical position of ISMN text, in points

**Example ISMN**

Identical symbols, input provided with and without an ISMN check digit:

Data: 979-0-2600-0043-8  
Options: includetext  
Encoder: ismn

Data: 979-0-2600-0043  
Options: includetext  
Encoder: ismn

ISMN 979-0-2600-0043-8



The following ISMN-10 input will be automatically upgraded to a valid ISMN-13 symbol:

Data: M-345-24680-5  
Options: includetext  
Encoder: ismn

Data: M-345-24680  
Options: includetext  
Encoder: ismn

ISMN 979-0-345-24680-5

**Example ISMN-10**

Note that ISMN-10 is a legacy format not for use at P.O.S.

The following will generate an obsolete ISMN-10 symbol:

Data: M-345-24680-5  
Options: legacy includetext guardwhitespace  
Encoder: ismn

Data: M-345-24680  
Options: legacy includetext guardwhitespace  
Encoder: ismn

ISMN M-345-24680-5



### 5.1.7 ISSN

An ISSN barcode is an **EAN-13** with prefix *977* used to identify periodicals.

Also known as: International Standard Serial Number.

Standards: ISO 3297, ISO/IEC 15420, BS EN 797, GS1 General Specifications.

#### Data and Options

- The data should contain the seven or eight digits ISSN separated by a dash characters -, followed by a two-digit sequence variant, optionally followed by two or five digits if a **two-digit add-on** or **five-digit add-on** is required.
- If the last digit of the ISSN data is not given then the ISSN check digit is calculated automatically.
- The **includetext** option should normally be supplied.
- The **guardwhitespace** option enables the display of white space guard marks.
- The following options are also relevant to this barcode symbology:
  - **issntextfont**: Font name for text above symbol
  - **issntextsize**: Font size for the text above symbol, in points
  - **issntextxoffset**: Horizontal position of ISSN text, in points
  - **issntextyoffset**: Vertical position of ISSN text, in points

A sequence variant is a two-digit number that usually starts at zero and is incremented whenever the recommended retail price is amended, where applicable.

#### Example

Identical symbols, input provided with and without an ISSN check digit and having sequence number *00*:

```
Data:    0317-8471 00
Options: includetext guardwhitespace
Encoder: issn
```

```
Data:    0317-847 00
Options: includetext guardwhitespace
Encoder: issn
```



An ISSN with sequence number *03* and a **two-digit add-on** representing issue number *17*:

```
Data:    0317-8471 03 17
Options: includetext guardwhitespace
Encoder: issn
```

```
Data:    0317-847 03 17
Options: includetext guardwhitespace
Encoder: issn
```



## 5.2 Two-Dimensional

### 5.2.1 Aztec Code

**Aztec Code** is a 2D matrix-style barcode symbology. It can encode full 256-character extended-ASCII.

Variants:

- **Aztec Runes** are a set of small barcode symbols that are used for special applications.

Standards: ISO/IEC 24778, ANSI/AIM BC13 - ISS Aztec Code.

### Data and Options

- The data field can contain any extended ASCII data.
- When the **parse** option is specified, any instances of `^NNN` in the data field are replaced with their equivalent ASCII value, useful for specifying unprintable characters.
- The **eclevel** option is used to specify the percentage of error correction to be applied when expanding the data, by default 23.
- The **ecaddchars** option is used to specify how many additional error correction characters to apply the data once expanded by the **eclevel** percentage, by default 3.
- The **layers** option is used to specify a particular number of layers in which to encode the data, between 1 and 32. By default the encoder will create a symbol with be minimal number of layers to encode the given data.
- The **format** option is used to select between `format=full` and `format=compact` symbol types. By default the encoder will choose the most appropriate format to create a symbol of minimal size.
- *Deprecated: Use **Aztec Runes** instead. The **format** option can also be used to create Aztec Code “runes”, using `format=rune`. In this case the rune symbol number should be given in the data field.*
- The **readerinit** option denotes that the symbol is used for programming the barcode reader.
- The **raw** option denotes that the data field is providing the input as a pre-encoded bitstream suitable for direct low-level encoding.

### Examples

Data: This is Aztec Code

Options:

Encoder: azteccode



Data: This is ^065ztec Code  
 Options: parse ecllevel=50 ecaddchars=0  
 Encoder: azteccode



Data: ABC123  
 Options: layers=3 format=full  
 Encoder: azteccode



Data: ABC123  
 Options: format=compact  
 Encoder: azteccode



Data: 00100111001000000101001101111000010100111100101000000110  
 Options: raw  
 Encoder: azteccode



### 5.2.2 Aztec Runes

**Aztec Runes** are a set of small barcode symbols that are used for special applications.

Variants:

**Aztec Code** is a 2D matrix-style barcode symbology that can encode full 256 character extended-ASCII.

Standards: ISO/IEC 24778, ANSI/AIM BC13 - ISS Aztec Code.

#### Data and Options

- The data field contains the rune number 0 to 255.

#### Examples

Data: 25  
 Options:  
 Encoder: aztecrune



### 5.2.3 Data Matrix

The **Data Matrix** symbology is 2D matrix-style barcode that can encode full 256 character extended-ASCII.

Also known as: Data Matrix ECC 200.

Variants:

- **GS1 DataMatrix** is a variant of Data Matrix that should be used when encoding data that is in **GS1 Application Identifier standard format**.
- **HIBC Data Matrix** is a variant of Data Matrix that should be used when encoding HIBC formatted data.

Standards: ISO/IEC 16022, ANSI/AIM BC11 - ISS Data Matrix.

#### Data and Options

- The data field can contain any extended ASCII data.
- When the **parse** option is specified, any instances of **^NNN** in the data field are replaced with their equivalent ASCII value. This is useful for specifying unprintable characters.
- When the **parsefnc** option is specified, non-data function characters can be specified by **^FNC1**, **^PROG**, **^MAC5**, **^MAC6**.
- The **format** option is used to specify the shape of the symbol, either square (default) or rectangle.
- The **dmre** option enable Data Matrix Rectangular Extension with increases the number of rectangular symbol sizes available.
- The **columns** and **rows** options are used to specify the size of the symbol.
- The **version** option can also be used to specify the symbol size, as **version=RxC**. Valid options are:
  - With **format=square**: *10x10, 12x12, 14x14, 16x16, 18x18, 20x20, 22x22, 24x24, 26x26, 32x32, 36x36, 40x40, 44x44, 48x48, 52x52, 64x64, 72x72, 80x80, 88x88, 96x96, 104x104, 120x120, 132x132, 144x144*
  - With **format=rectangle**: *8x18, 8x32, 12x26, 12x36, 16x36, 16x48*
  - With **format=rectangle** and **dmre**: *8x18, 8x32, 8x48, 8x64, 12x26, 12x36, 12x64, 16x36, 16x48, 16x64, 24x32, 24x36, 24x48, 24x64, 26x32, 26x40, 26x48, 26x64*
- If **columns**, **rows** and **version** are unspecified the encoder will default to creating a symbol of the specified **format** that is the minimum size to represent the given data.


#### Examples

```
Data:   This is Data Matrix
Options:
Encoder: datamatrix
```

```
Data:   This is ^068ata Matrix
Options: parse
Encoder: datamatrix
```



Data: Fixed size  
 Options: rows=48 columns=48  
 Encoder: datamatrix



Data: Rectangular  
 Options: format=rectangle version=16x48  
 Encoder: datamatrix



### 5.2.4 Han Xin Code

The **Han Xin Code** symbology is a 2D matrix-style barcode symbology that can encode full 256 character extended-ASCII.

Also known as: Chinese Sensible.


Standards: GB/T 21049-2007.

#### Data and Options

- The data field can contain any extended ASCII data.
- When the **parse** option is specified, any instances of **^NNN** in the data field are replaced with their equivalent ASCII value, useful for specifying unprintable characters.
- The **eclevel** option is used to specify the error correction level:
  - eclevel=L1 - Lowest
  - eclevel=L2
  - eclevel=L3
  - eclevel=L4 - Highest
- The **version** option is used to specify the size of the symbol, 1 to 84.
- If unspecified the encoder will select the version of the symbol that is the minimum size to represent the given data at the selected error correction level.

#### Examples

Data: Han Xin Code  
 Options: version=10 eclevel=L4  
 Encoder: hanxin





### 5.2.5 MicroPDF417

The MicroPDF417 barcode symbology is 2D stacked-linear barcode based on PDF417 that can encode full 256 character extended-ASCII.

Variants:

- PDF417 is a larger variant of the MicroPDF417 barcode.
- HIBC MicroPDF417 is a variant of MicroPDF417 that should be used when encoding HIBC formatted data.

Standards: ISO/IEC 24728, AIM ISS - MicroPDF417.

#### Data and Options

- The data field can contain any extended ASCII data.
- When the **parse** option is specified, any instances of ^NNN in the data field are replaced with their equivalent ASCII value, useful for specifying unprintable characters.
- The **columns** and **rows** options are used to specify the size of the symbol. Valid values are:
  - 1x11, 1x14, 1x17, 1x20, 1x24, 1x28, 2x8, 2x11, 2x14, 2x17, 2x20, 2x23, 2x26, 3x6, 3x8, 3x10, 3x12, 3x15, 3x20, 3x26, 3x32, 3x38, 3x44, 4x4, 4x6, 4x8, 4x10, 4x12, 4x15, 4x20, 4x26, 4x32, 4x38, 4x44
- If the **columns** and **rows** are unspecified the encoder will default to creating a symbol that is the minimum size to represent the given data.
- The **rowmult** option is used to specify how tall each bar is, with respect to the minimum module width. The default is 3.
- The **raw** option denotes that the data field is providing the input as a pre-encoded code-words in ^NNN format, suitable for direct low-level encoding.
- The **cca** option identifies this symbol as a CC-A 2D component of a GS1 Composite symbol.
- The **ccb** option identifies this symbol as a CC-B 2D component of a GS1 Composite symbol.
- Note: Special size rules apply when the **cca** option is given, in which case the **columns** and **rows** options that are used to specify the size of the symbol must be one of:
  - 2x5, 2x6, 2x7, 2x8, 2x9, 2x10, 2x12, 3x4, 3x5, 3x6, 3x7, 3x8, 4x3, 4x4, 4x5, 4x6, 4x7

#### Examples

Data: MicroPDF417

Options:

Encoder: micropdf417



Data: MicroP^068F417

Options: parse rows=15 columns=4

Encoder: micropdf417



### 5.2.6 PDF417

The PDF417 barcode symbology is 2D stacked-linear barcode that can encode full 256 character extended-ASCII.

Variants:

- **Compact PDF417** is a shortened form of the PDF417 barcode that is used in applications where the space for the symbol is restricted.
- **MicroPDF417** is a smaller variant of the PDF417 barcode.
- **HIBC PDF417** is a variant of PDF417 that should be used when encoding HIBC formatted data.

Standards: ISO/IEC 15438, DD ENV 12925, AIM USS - PDF417.

#### Data and Options

- The data field can contain any extended ASCII data.
- When the **parse** option is specified, any instances of ^NNN in the data field are replaced with their equivalent ASCII value, useful for specifying unprintable characters.
- The **eclevel** option is used to specify the error correction level, from 1 to 5. The default is to choose a standard level of error correction that is determined by the encoded data length.
- The **columns** option specifies the number of columns (or groups of bars) in the output symbol, from 1 to 30.
- The **rows** option specifies the minimum number of rows in the symbol, from 3 to 90.
- If **rows** is unspecified the encoder will select a number that creates a symbol that is the minimum size to represent the given data.
- The **rowmult** option is used to specify how tall each bar is, with respect to the minimum module width. The default is 3.
- *Deprecated: Use **Compact PDF417** instead. The **compact** option is used to create a compact/truncated PDF417 symbol that has fewer bars per row than a standard symbol and hence is more narrow.*
- The **raw** option denotes that the data field is providing the input as a pre-encoded code-words in ^NNN format, suitable for direct low-level encoding.
- The **ccc** option identifies this symbol as a CC-C 2D component of a **GS1 Composite** symbol.

#### Examples

Data: PDF417

Options:

Encoder: pdf417




Data: P^068F417

Options: parse columns=2 rows=15

Encoder: pdf417



Data: Strong error correction  
 Options: columns=2 elevel=5  
 Encoder: pdf417



Data: ^453^178^121^239  
 Options: raw columns=2  
 Encoder: pdf417



### 5.2.7 Compact PDF417

Compact PDF417 is a shortened form of the PDF417 barcode that is used in applications where the space for the symbol is restricted.

Also known as: Truncated PDF417

Variants:

- PDF417 is the larger, more popular variant.
- MicroPDF417 is a smaller variant of the PDF417 barcode.
- HIBC PDF417 is a variant of PDF417 that should be used when encoding HIBC formatted data.

Standards: ISO/IEC 15438, DD ENV 12925, AIM USS - PDF417.

#### Data and Options

- The data field can contain any extended ASCII data.
- When the **parse** option is specified, any instances of ^NNN in the data field are replaced with their equivalent ASCII value, useful for specifying unprintable characters.
- The **elevel** option is used to specify the error correction level, from 1 to 5. The default is to choose a standard level of error correction that is determined by the encoded data length.
- The **columns** option specifies the number of columns (or groups of bars) in the output symbol, from 1 to 30.
- The **rows** option specifies the minimum number of rows in the symbol, from 3 to 90.
- If **rows** is unspecified the encoder will select a number that creates a symbol that is the minimum size to represent the given data.
- The **rowmult** option is used to specify how tall each bar is, with respect to the minimum module width. The default is 3.
- The **raw** option denotes that the data field is providing the input as a pre-encoded code-words in ^NNN format, suitable for direct low-level encoding.

## Examples

Data: A truncated PDF417  
 Options: columns=4  
 Encoder: pdf417compact



### 5.2.8 QR Code

The QR Code symbology is a 2D matrix-style barcode symbology that can encode full 256 character extended-ASCII.

Also known as: Quick Response Code.

Variants:

- **Micro QR Code** is a small QR Code that is used in applications that require a small symbol space.
- **GS1 QR Code** is a variant of Data Matrix that should be used when encoding data that is in **GS1 Application Identifier standard format**.
- **HIBC QR Code** is a variant of QR Code that should be used when encoding HIBC formatted data.

Standards: ISO/IEC 18004, JIS X 0510, ITS - QR Code, AIM ISS - QR Code.

### Data and Options

- The data field can contain any extended ASCII data.
- When the **parse** option is specified, any instances of ^NNN in the data field are replaced with their equivalent ASCII value, useful for specifying unprintable characters.
- The **eclevel** option is used to specify the error correction level:
  - eclevel=L - Low
  - eclevel=M - Medium (default)
  - eclevel=Q - Quality
  - eclevel=H - High
- The **version** option is used to specify the size of the symbol, 1 to 40.
- If unspecified the encoder will select the version of the symbol that is the minimum size to represent the given data at the selected error correction level.
- The **format** option is used to select between **format=full** and **format=micro** (deprecated) symbol types. Alternatively, **format=any** will select the optimal symbol format for the given data. By default *full* format symbols will be generated.
- Note: It is recommended that the **Micro QR Code** encoder is used for such symbols.

## Examples

Data: QR Code  
 Options:  
 Encoder: qrcode

Data: QR ^067ode  
 Options: parse  
 Encoder: qrcode



Data: QR CODE 1234  
 Options: version=10 elevel=Q  
 Encoder: qrcode



### 5.2.9 Micro QR Code

The **Micro QR Code** symbology is a smaller variant of **QR Code** that is used in applications that require a small symbol space.

Also known as: Micro Quick Response Code.

Variants:

- **QR Code** is the more popular, larger variant.

Standards: ISO/IEC 18004, JIS X 0510, ITS - QR Code, AIM ISS - QR Code.

#### Data and Options

- The data field can contain any extended ASCII data and will select the appropriate size symbol to work around the following restrictions:
  - An M1 symbol is only compatible with numeric data.
  - An M2 symbol is only compatible with alphanumeric data.
- When the **parse** option is specified, any instances of **^NNN** in the data field are replaced with their equivalent ASCII value, useful for specifying unprintable characters.
- The **version** option is used to specify the size of the symbol, either **version=M1**, **version=M2**, **version=M3** or **version=M4**.
- The **elevel** option is used to specify the error correction level:
  - **elevel=L** - Low (default)
  - **elevel=M** - Medium; Not compatible with M1 symbols
  - **elevel=Q** - Quality; Only compatible with M4 symbols
- If unspecified the encoder will select the version of the symbol that is the minimum size to represent the given data at the selected error correction level.

#### Examples

Data: 01234567  
 Options:  
 Encoder: microqrcode



## 5.3 One-Dimensional

### 5.3.1 Code 128

**Code 128** is an arbitrarily long, high-density barcode symbology that can be used to encode full 256 character extended-ASCII.

Also known as: USD-6, USS-128, Code 128A, Code 128B, Code 128C.

Variants:

- **GS1-128** is a variant of Code 128 that should be used when encoding data that is in **GS1 Application Identifier standard format**.
- **HIBC Code 128** is a variant of Code 128 that should be used when encoding HIBC formatted data.

Standards: ISO/IEC 15417, ANSI/AIM BC4 - ISS Code 128, BS EN 799.

#### Data and Options

- The input can consist of any extended ASCII data.
- When the **parse** option is specified, any instances of  $\wedge$ NNN in the data field are replaced with their equivalent ASCII or extended-ASCII value, useful for specifying unprintable characters, e.g.  $\wedge$ 029 for *GS*,  $\wedge$ 209 for *N*, etc.
- *FNC4* function characters will be inserted automatically to allow the encoding of extended ASCII characters.
- When the **parsefnc** option is specified, non-data function characters can be specified by  $\wedge$ FNC1 through  $\wedge$ FNC3.
- When the **parsefnc** option is specified, the special pseudo characters  $\wedge$ LNKA and  $\wedge$ LNKC at the end of the symbol indicate that a GS1-128 symbol includes a *CC-A/B* or *CC-C* GS1 composite 2D component.
- The **raw** option denotes that the data field is providing the input as pre-encoded codewords in  $\wedge$ NNN format, suitable for direct low-level encoding.
- The mandatory check digit is calculated automatically.

#### Example

Data: Count0123456789!

Options: includetext

Encoder: code128



### 5.3.2 Code 39

The **Code 39** barcode symbology is discrete, variable length and self-checking.

Also known as: Code 3 of 9, LOGMARS, Alpha39, USD-3, USS-39.

Variants:

- **Code 39 Extended** is a variant of Code 39 that can be used to encode full 128 character ASCII with the use of shift character combinations.
- **HIBC Code39** is a variant of Code 39 that should be used when encoding HIBC formatted data.
- AIM USD-2 is a subset of Code 39 containing the characters A-Z, 0-9, *space*, *-* and *.*


Standards: ISO/IEC 16388, ANSI/AIM BC1 - USS Code 39, BS EN 800, MIL STD 1189.

### Data and Options


- The data field can hold any of the following:
  - Numbers 0-9
  - Capital letters A-Z
  - Symbols *-*, *.*, *\$/+%* and *space*
- The **includecheck** option calculates the check digit.
- The **includecheckintext** option makes the calculated checksum appear in the human readable text.
- The **hidestars** option suppresses the asterisks in the human readable text.

### Examples


Data: CODE39  
Options: includetext  
Encoder: code39



Data: CODE39  
Options: includecheck includetext includecheckintext  
Encoder: code39



Data: CODE39  
Options: hidestars includecheck includetext  
Encoder: code39



### 5.3.3 Code 39 Extended

The **Code 39 Extended** barcode symbology is discrete, variable length and self-checking. It is based on **Code 39** but can encode full 128 character ASCII by using shift combinations.

Also known as: Code 39 Full ASCII.

Variants:

- **Code 39** is a simpler variant of Code 39 Extended.


Standards: ISO/IEC 16388, ANSI/AIM BC1 - USS Code 39, BS EN 800.

#### Data and Options

- The data field can consist of any ASCII data.
- When the **parse** option is specified, any instances of ^NNN in the data field are replaced with their equivalent ASCII value, useful for specifying unprintable characters, e.g. ^029 for GS, etc.
- The **includecheck** option calculates the check digit.
- The **includecheckintext** causes the calculated check digit to appear in the human readable text.
- The **hidestars** option suppresses the asterisks in the human readable text.

#### Examples

```
Data: Code39 Ext!
Options: includetext includecheck
Encoder: code39ext
```



```
Data: Code39^029Extended
Options: parse includecheck
Encoder: code39ext
```



### 5.3.4 Code 93

**Code 93** is a continuous, variable length, self-checking barcode symbology.

Also known as: USD-7, USS-93.

Variants:

- **Code 93 Extended** is a variant of Code 93 that can be used to encode full 128 character ASCII with the use of special shift character combinations.

Standards: ANSI/AIM BC5 - USS Code 93, ITS 93i.




### Data and Options

- The data field can hold any of the following:
  - Numbers 0-9
  - Capital letters A-Z
  - Symbols – .\$/+!\* and *space*
- The **parsefnc** option allows the special shift characters to be supplied as ^SFT\$, ^SFT%, ^SFT/ and ^SFT+.
- The **includecheck** option calculates the two check digits.


### Examples

Data: CODE93  
Options: includecheck  
Encoder: code93



Code 93 including a special shift combination (/)A representing !:

Data: CODE93^SFT/A  
Options: parsefnc includecheck  
Encoder: code93



#### 5.3.5 Code 93 Extended

The **Code 93 Extended** barcode symbology is continuous, variable length and self-checking. It is based on **Code 93** but can encode full 128 character ASCII using four additional shift characters: (\$) (%) (/) (+)

Also known as: Code 93 Full ASCII.

Variants:

- **Code 93** is a simpler variant of the Code 93 Extended barcode symbology.


Standards: ANSI/AIM BC5 - USS Code 93, ITS 93i.

### Data and Options


- The data field can consist of any ASCII data.
- When the **parse** option is specified, any instances of ^NNN in the data field are replaced with their equivalent ASCII value, useful for specifying unprintable characters, e.g. ^029 for *GS*, etc.
- The **includecheck** option calculates the two check digits.

### Examples

Data: Code93Ext!  
 Options: includecheck  
 Encoder: code93ext



Data: Code93^029Extended  
 Options: parse includecheck  
 Encoder: code93ext



### 5.3.6 Interleaved 2 of 5

**Interleaved 2 of 5** is a high-density numeric barcode symbology.

Also known as: ITF, Code 2 of 5 Interleaved, USD-1, USS-Interleaved 2 of 5.

Variants:

- **ITF-14** is a variant of Interleaved 2 of 5 that should be used when encoding a fourteen-digit GTIN.

Standards: ISO/IEC 16390, ANSI/AIM BC2 - USS Interleaved 2 of 5, BS EN 801.

#### Data and Options


- The data can consist of any number of digits.
- The **includecheck** option calculates the check digit.
- The **includecheckintext** option makes the calculated checksum appear in the human readable text.
- If the length of the symbol including the possible check digit would be odd then the data is prefixed by *0*.

### Examples

Data: 0123456789  
 Options:  
 Encoder: interleaved2of5



```
Data: 2401234567
Options: includecheck includetext includecheckintext
Encoder: interleaved2of5
```



## 5.4 Supply Chain

### 5.4.1 GS1 DataMatrix

GS1 DataMatrix is an implementation of the **Data Matrix** (ECC 200) barcode symbology with **GS1 formatted** data.

Standards: ISO/IEC 16022, ANSI/AIM BC11 ISS, GS1 General Specifications.

#### Data and Options

- The data field input is provided in **GS1 Application Identifier standard format** starting with the mandatory (01) Application Identifier.
- The **format** option is used to specify the shape of the symbol, either square (default) or rectangle.
- The **columns** and **rows** options are used to specify the size of the symbol.
- The **version** option can also be used to specify the symbol size, as `version=RxC`. Valid options are:
  - With `format=square`: *10x10, 12x12, 14x14, 16x16, 18x18, 20x20, 22x22, 24x24, 26x26, 32x32, 36x36, 40x40, 44x44, 48x48, 52x52, 64x64, 72x72, 80x80, 88x88, 96x96, 104x104, 120x120, 132x132, 144x144*
  - With `format=rectangle`: *8x18, 8x32, 12x26, 12x36, 16x36, 16x48*
- If **columns**, **rows** and **version** are unspecified the encoder will default to creating a symbol of the specified **format** that is the minimum size to represent the given data.

#### Example

```
Data: (01)95012345678903(3103)000123
Options:
Encoder: gs1datamatrix
```



### 5.4.2 GS1 QR Code

GS1 QR Code is an implementation of the **QR Code** barcode symbology with **GS1 formatted data**.

Standards: ISO/IEC 18004, ITS - QR Code, GS1 General Specifications.

### Data and Options

- The data field input is provided in **GS1 Application Identifier standard format** starting with the mandatory (01) and (8200) Application Identifiers.
- The **eclevel** option is used to specify the error correction level:
  - eclevel=L - Low
  - eclevel=M - Medium (default)
  - eclevel=Q - Quality
  - eclevel=H - High
- The **version** option is used to specify the size of the symbol, 1 to 40.
- If the **version** is unspecified the encoder will default to creating a symbol that is the minimum size to represent the given data at the selected error correction level.

### Example

Data: (01)03453120000011(8200)http://www.abc.net

Options:

Encoder: gs1qrcode



Data: (01)03453120000011(8200)http://abc.net(10)XYZ(410)9501101020917

Options:

Encoder: gs1qrcode



### 5.4.3 GS1-128

GS1-128 is an implementation of the **Code 128** barcode symbology which carries **GS1 formatted** data, including a GTIN-14.

Also known as: UCC/EAN-128, EAN-128, UCC-128.

Variants:

- **GS1-128 Composite** is a variant of GS1-128 that should be used when a CC-A, CC-B or CC-C GS1 composite 2D component is required.
- **EAN-14** is a variant of GS1-128 that should be used when encoding a fourteen-digit GTIN.
- **SSCC-18** is a variant of GS1-128 that should be used when encoding an eighteen-digit SSCC.

Standards: ISO/IEC 15417, ANSI/AIM BC4-1999 ISS, BS EN 799, GS1 General Specifications.

### Data and Options

- The data field input is provided in **GS1 Application Identifier standard format**.
- The `linkagea` option specifies that the symbol includes a *CC-A* or *CC-B* GS1 composite 2D component.
- The `linkagec` option specifies that the symbol includes a *CC-C* GS1 composite 2D component.

### Examples

GTIN *95012345678903*; Weight *0.123kg*:

Data: (01)95012345678903(3103)000123

Options: includetext

Encoder: gs1-128



(01)95012345678903(3103)000123

GTIN *0061414199996*; Expiration date *1st Jan 2010*; Batch *123ABC*; Serial *1234567890*:

Data: (01)0061414199996(17)100101(10)123ABC(21)1234567890

Options: includetext

Encoder: gs1-128



(01)0061414199996(17)100101(10)123ABC(21)1234567890

#### 5.4.4 EAN-14

EAN-14 is an implementation of the **GS1-128** barcode symbology with *AI (01)* that is typically used to encode a GTIN-14.

Also known as: UCC-14.

Standards: ISO/IEC 15417, ANSI/AIM BC4-1999 ISS, BS EN 799, GS1 General Specifications.

### Data and Options

- The data field input is provided in **GS1 Application Identifier standard format** and must be a solitary *AI (01)* with thirteen or fourteen digits of a GTIN, i.e. (01) . . .
- Arbitrary spacing may be placed between the digits to format the human readable text without interfering with the encoded data.
- If thirteen digits of primary data are supplied then the check digit is calculated automatically. Otherwise the provided check digit must be correct.

### Examples

Identical symbols, input provided with and without a check digit:

Data: (01)04601234567893

Options: includetext

Encoder: ean14

Data: (01)0460123456789  
 Options: includetext  
 Encoder: ean14



#### 5.4.5 ITF-14

ITF-14 is an implementation of the **Interleaved 2 of 5** barcode symbology that is typically used to encode a GTIN-14, GTIN-13 or GTIN-12.

Also known as: UPC Shipping Container Symbol, SCS, UPC Case Code.

Standards: ISO/IEC 16390, ANSI/AIM BC2-1995 USS, BS EN 801, GS1 General Specifications.

#### Data and Options


- The data consists of either thirteen or fourteen digits.
- Arbitrary spacing may be placed between the digits to format the human readable text without interfering with the encoded data.
- If thirteen digits are supplied then the check digit is calculated automatically. Otherwise the provided check digit must be correct.

#### Examples

Identical symbols, input provided with and without a check digit:

Data: 04601234567893  
 Options: includetext  
 Encoder: itf14

Data: 0460123456789  
 Options: includetext  
 Encoder: itf14



#### 5.4.6 SSCC-18

SSCC-18 is an implementation of the **GS1-128** barcode symbology with *AI (00)* that is typically used to encode an eighteen-digit shipping container serial number.

Also known as: EAN-18, NVE.

Standards: ISO/IEC 15417, ANSI/AIM BC4-1999 ISS, BS EN 799, GS1 General Specifications.

## Data and Options

- The data field input is provided in **GS1 Application Identifier standard format** and must be a solitary *AI (00)* with seventeen or eighteen digits of a Serial Shipping Container Code, i.e. (00)0....
- Arbitrary spacing may be placed between the digits to format the human readable text without interfering with the encoded data.
- The mandatory check digit is calculated automatically and any user provided check digit is discarded.

## Example

Identical symbols, input provided with and without a check digit:

Data: (00)006141411234567890  
Options: includetext  
Encoder: sccc18

Data: (00)00614141123456789  
Options: includetext  
Encoder: sccc18



## 5.5 GS1 DataBar Family

### 5.5.1 GS1 DataBar Omnidirectional

GS1 DataBar Omnidirectional is a fixed-length, linear barcode symbology that can be used to encode a GTIN-14 for use at point of sale.

Also known as: RSS-14

Variants:

- **GS1 DataBar Stacked Omnidirectional** is a variant of GS1 DataBar Omnidirectional for use where a taller, narrower symbol is required.
- **GS1 DataBar Omnidirectional Composite** is a variant of GS1 DataBar Omnidirectional that should be used when a CC-A or CC-B GS1 composite 2D component is required.

Standards: ISO/IEC 24724, ITS Reduced Space Symbology (RSS), AIM ISS - Reduced Space Symbology (RSS), GS1 General Specifications.

## Data and Options

- The data field input is provided in **GS1 Application Identifier standard format** and must be a solitary *AI (01)* with thirteen or fourteen digits of a GTIN, i.e. (01)....
- If thirteen digits of *AI (01)* data are supplied then the check digit is calculated automatically, otherwise the digits are encoded as supplied.
- The **linkage** option signifies the presence of a GS1 composite 2D component.

## Examples

Identical symbols, input provided with and without a check digit:

Data: (01)24012345678905  
Options:  
Encoder: databaromni

Data: (01)2401234567890  
Options:  
Encoder: databaromni



### 5.5.2 GS1 DataBar Stacked Omnidirectional

GS1 DataBar Stacked Omnidirectional is a fixed-length, stacked linear barcode symbology that can be used to encode a GTIN-14 for use as a point of sale.

Also known as: RSS-14 Stacked Omnidirectional.

Variants:

- **GS1 DataBar Omnidirectional** is a variant of GS1 DataBar Stacked Omnidirectional for use where a shorter, wider symbol is required.
- **GS1 DataBar Stacked Omnidirectional Composite** is a variant of GS1 DataBar Stacked Omnidirectional that should be used when a CC-A or CC-B **GS1 composite** 2D component is required.

Standards: ISO/IEC 24724, ITS Reduced Space Symbology (RSS), AIM ISS - Reduced Space Symbology (RSS), GS1 General Specifications.

#### Data and Options

- The data field input is provided in **GS1 Application Identifier standard format** and must be a solitary *AI (01)* with thirteen or fourteen digits of a GTIN, i.e. (01) . . .
- If thirteen digits of *AI (01)* data are supplied then the check digit is calculated automatically, otherwise the digits are encoded as supplied.
- The **linkage** option signifies the presence of a GS1 composite 2D component.

## Examples

Identical symbols, input provided with and without a check digit:

Data: (01)24012345678905  
Options:  
Encoder: databarstackedomni

Data: (01)2401234567890  
Options:  
Encoder: databarstackedomni





### 5.5.3 GS1 DataBar Expanded

GS1 DataBar Expanded is a variable-length, linear barcode symbology that can be used to encode a GTIN-14 alongside a number of other application identifiers for use at point of sale.

Also known as: RSS Expanded.

Variants:

- **GS1 DataBar Expanded Stacked** is a variant of GS1 DataBar Expanded for use where a taller, narrower symbol is required.
- **GS1 DataBar Expanded Composite** is a variant of GS1 DataBar Expanded that should be used when a CC-A or CC-B GS1 composite 2D component is required.

Standards: ISO/IEC 24724, ITS Reduced Space Symbology (RSS), AIM ISS - Reduced Space Symbology (RSS), GS1 General Specifications.

#### Data and Options

- The data field input is provided in **GS1 Application Identifier standard format**.
- If the data contains a number of application identifiers matching any of the specifications below then they should be provided in this given order for maximum encoding efficiency:
  - (01)9...(3103)...
  - (01)9...(3202)...
  - (01)9...(3203)...
  - (01)9...(310x/320x)...(11/13/15/17)...
  - (01)9...(310x/320x)...
  - (01)9...(392x)...
  - (01)9...(393x)...
  - (01)...
- The **linkage** option signifies the presence of a GS1 composite 2D component.

#### Examples

Data: (01)95012345678903(3103)000123

Options:

Encoder: databarexpanded



### 5.5.4 GS1 DataBar Expanded Stacked

GS1 DataBar Expanded Stacked is a variable-length, stacked-linear barcode symbology that can be used to encode a GTIN-14 alongside a number of other application identifiers for use at point of sale.

Also known as: RSS Expanded Stacked.

Variants:

- **GS1 DataBar Expanded** is a variant of GS1 DataBar Expanded Stacked for use where a shorter, wider symbol is required.
- **GS1 DataBar Expanded Stacked Composite** is a variant of GS1 DataBar Expanded Stacked that should be used when a CC-A or CC-B GS1 composite 2D component is required.

Standards: ISO/IEC 24724, ITS Reduced Space Symbology (RSS), AIM ISS - Reduced Space Symbology (RSS), GS1 General Specifications.

### Data and Options

- The data field input is provided in **GS1 Application Identifier standard format**.
- If the data contains a number of application identifiers matching any of the specifications below then they should be provided in this given order for maximum encoding efficiency:
  - (01)9... (3103)...
  - (01)9... (3202)...
  - (01)9... (3203)...
  - (01)9... (310x/320x)... (11/13/15/17)...
  - (01)9... (310x/320x)...
  - (01)9... (392x)...
  - (01)9... (393x)...
  - (01)...
- The **segments** option is used to specify the maximum number of segments per row which must be an even number. The default is 4.
- The **linkage** option signifies the presence of a GS1 composite 2D component.

### Examples

Data: (01)95012345678903(3103)000123  
 Options: segments=4  
 Encoder: databarexpandedstacked



### 5.5.5 GS1 DataBar Truncated

**GS1 DataBar Truncated** is a fixed-length, linear barcode symbology that can be used to encode a GTIN-14 for in-house applications.

Also known as: RSS-14 Truncated.

Variants:

- **GS1 DataBar Stacked** is a variant of GS1 DataBar Truncated for use where a taller, narrower symbol is required.
- **GS1 DataBar Truncated Composite** is a variant of GS1 DataBar Truncated that should be used when a CC-A or CC-B GS1 composite 2D component is required.

Standards: ISO/IEC 24724, ITS Reduced Space Symbology (RSS), AIM ISS - Reduced Space Symbology (RSS), GS1 General Specifications.

### Data and Options

- The data field input is provided in **GS1 Application Identifier standard format** and must be a solitary *AI (01)* with 13 or 14 digits of a GTIN, i.e. (01)....
- If thirteen digits of *AI (01)* data are supplied then the check digit is calculated automatically, otherwise the digits are encoded as supplied.
- The **linkage** option signifies the presence of a GS1 composite 2D component.

## Examples

Identical symbols, input provided with and without a check digit:

Data: (01)24012345678905

Options:

Encoder: databartruncated

Data: (01)2401234567890

Options:

Encoder: databartruncated



### 5.5.6 GS1 DataBar Stacked

**GS1 DataBar Stacked** is a fixed-length, stacked linear barcode symbology that can be used to encode a GTIN-14 for in-house applications.

Also known as: RSS-14 Stacked.

Variants:

- **GS1 DataBar Truncated** is a variant of GS1 DataBar Stacked for use where a shorter, wider symbol is required.
- **GS1 DataBar Stacked Composite** is a variant of GS1 DataBar Stacked that should be used when a CC-A or CC-B GS1 composite 2D component is required.

Standards: ISO/IEC 24724, ITS Reduced Space Symbology (RSS), AIM ISS - Reduced Space Symbology (RSS), GS1 General Specifications.

#### Data and Options

- The data field input is provided in **GS1 Application Identifier standard format** and must be a solitary *AI (01)* with thirteen or fourteen digits of a GTIN, i.e. (01) . . . .
- If thirteen digits of *AI (01)* data are supplied then the check digit is calculated automatically, otherwise the digits are encoded as supplied.
- The **linkage** option signifies the presence of a GS1 composite 2D component.

## Examples

Identical symbols, input provided with and without a check digit:

Data: (01)24012345678905

Options:

Encoder: databarstacked

Data: (01)2401234567890

Options:

Encoder: databarstacked



### 5.5.7 GS1 DataBar Limited

GS1 DataBar Limited is fixed-length, linear barcode symbology that can be used to encode a GTIN-14 beginning with 0 or 1 for in-house applications.

Also known as: RSS Limited.

Variants:

- **GS1 DataBar Limited Composite** is a variant of GS1 DataBar Limited that should be used when a CC-A or CC-B GS1 composite 2D component is required.

Standards: ISO/IEC 24724, ITS Reduced Space Symbology (RSS), AIM ISS - Reduced Space Symbology (RSS), GS1 General Specifications.

#### Data and Options

- The data field input is provided in **GS1 Application Identifier standard format** and must be a solitary *AI (01)* with thirteen or fourteen digits of a GTIN starting with 0 or 1, i.e. (01)0... or (01)1....
- If thirteen digits of *AI (01)* data are supplied then the check digit is calculated automatically, otherwise the digits are encoded as supplied.
- The **linkage** option signifies the presence of a GS1 composite 2D component.

#### Examples

Identical symbols, input provided with and without a check digit:

Data: (01)15012345678907

Options:

Encoder: databarlimited

Data: (01)1501234567890

Options:

Encoder: databarlimited



## 5.6 Postal Symbols

### 5.6.1 Australia Post 4 State Customer Code

The **Australia Post 4 State Customer Code** is a barcode used by the Australian Postal Service to encode the data on letter mail.

#### Data and Options

- The first two characters of the data field are digits used to specify the mandatory FCC type of the symbols, either 11, 45, 59 or 67.
- The next eight characters are digits that specify the mandatory DPID.
- The number of remaining characters varies according to the given FCC code and these specify the contents of the customer information field in one of two alphabets:
  - The **custinfoenc** option should be supplied as `custinfoenc=numeric` if the customer information field is to be encoded using the numeric alphabet which can contain the digits 0-9.
  - Otherwise the customer information field is encoded using the default character encoding, `custinfoenc=character`, which permits any of the following characters:

- Upper case letters A-Z
  - Lower case letters a-z
  - Digits 0-9
  - Symbols space and #
- The mandatory Reed-Solomon check bars are calculated automatically.

### Examples

FCC 62 symbol with character customer data:

Data: 6279438541AaaB 155  
Options: custinfoenc=character  
Encoder: auspost



FCC 59 symbol with numeric customer data:

Data: 593221132401234567  
Options: custinfoenc=numeric  
Encoder: auspost



### 5.6.2 Deutsche Post Identcode

**Deutsche Post Identcode** is an implementation of the **Interleaved 2 of 5** barcode symbology that is used by German Post for mail routing.

Also known as: DHL Identcode.

#### Data and Options

- The data consists of a consecutive string of eleven or twelve digits consisting of:
  - Two-digit primary distribution centre identifier
  - Three-digit customer identifier
  - Six-digit mail piece identifier
  - One-digit check digit (may be omitted)
- If eleven digits are supplied then the check digit is calculated automatically. Otherwise the provided check digit must be correct.

#### Example

Identical symbols, input provided with an without a check digit:

Data: 563102430313  
Options: includetext  
Encoder: identcode

Data: 56310243031  
Options: includetext  
Encoder: identcode



### 5.6.3 Deutsche Post Leitcode

The **Deutsche Post Leitcode** barcode symbology is an implementation of the **Interleaved 2 of 5** barcode that is used by German Post for mail routing.

Also known as: DHL Leitcode.

#### Data and Options

- The data consists of a consecutive string of thirteen or fourteen digits consisting of:
  - Five-digit postal code
  - Three-digit street identifier
  - Three-digit house number
  - Two-digit product code
  - One-digit check digit (may be omitted)
- If thirteen digits are supplied then the check digit is calculated automatically. Otherwise the provided check digit must be correct.

#### Examples

Identical symbols, input provided with and without a check digit:

```
Data: 21348075016401
Options: includetext
Encoder: leitcode
```

```
Data: 2134807501640
Options: includetext
Encoder: leitcode
```



### 5.6.4 Japan Post 4 State Barcode

The **Japan Post 4 state barcode** symbology is used by the Japan Post service to encode the delivery point identifier on letter mail.

#### Data and Options

- The data may contain any of the following characters:
  - Capital letters A–Z
  - Digits 0–9
  - Hyphen –

### Example

Data: 6540123789-A-K-Z  
 Options:  
 Encoder: japanpost



### 5.6.5 MaxiCode

The **MaxiCode** barcode symbology is a 2D barcode based on a hexagonal matrix surrounding a bulls eye pattern. It can encode a structured carrier message and full 256 character extended-ASCII.

Also known as: UPS Code, Code 6.

Standards: ISO/IEC 16023, ANSI/AIM BC10 - ISS MaxiCode.

### Data and Options

- The **mode** option is used to specify how the data is structured in the symbol:
  - mode=2 - Formatted data containing a Structured Carrier Message with a numeric (US domestic) postal code.
  - mode=3 - Formatted data containing a Structured Carrier Message with an alphanumeric (international) postal code.
  - mode=4 - Unstructured data using standard error correction.
  - mode=5 - Unstructured data using enhanced error correction.
  - mode=6 - Barcode reader programming.
- If **mode** is unspecified the encoder will default to selecting mode=5 if the encoded length of the input data permits enhanced error correction, otherwise it will select mode=4 which provides standard error correction.
- When the **parse** option is specified, any instances of ^NNN in the data field are replaced with their equivalent ASCII value, useful for specifying unprintable characters.
- If mode=4, mode=5 or mode=6 the data field may contain any extended ASCII data.
- If mode=2 or mode=3 the data field must begin with a properly structured carrier message, followed by any extended ASCII data.
- The structured carrier message contains a postal code, three-digit class of service and a three-digit ISO country code separated by GS (ASCII 29) characters. It is formatted in the data field as follows: [postal code]^029[country code]^029[service class]^029. If mode=2 the postcode must be numeric, whilst if mode=3 the postcode may contain up to six digits, upper case letters and spaces.
- Alternatively, messages may begin with the special application field identifier [ ]>{RS}01{GS}yy where {RS} represents ASCII value 30, {GS} represents ASCII value 29 and yy is a two-digit year. In parse mode this is represented as [ ]>^03001^0299. If mode=2 or mode=3 this must be immediately followed by the structured carrier message.


### Examples

Data: This is MaxiCode  
 Options:  
 Encoder: maxicode


Data: This is Maxi^067ode  
 Options: parse  
 Encoder: maxicode




Data: 152382802^029840^029001^0291Z00004951^029UPSN^02906X610^029159^0291234567^0291/1^029  
 Options: mode=2 parse  
 Encoder: maxicode



Data: ABC123^029840^029001^0291Z00004951^029UPSN^02906X610^029159^0291234567^0291/1^029^029  
 Options: mode=3 parse  
 Encoder: maxicode



Data: [\\]^03001^02996152382802^029840^029001^0291Z00004951^029UPSN^02906X610^029159^0291234567^0291/1^029^029  
 Options: mode=2 parse  
 Encoder: maxicode



### 5.6.6 Royal Mail 4 State Customer Code

The Royal Mail 4 State Customer Code is a barcode symbology used by the British Postal Service to encode the postcode and delivery point identifier on letter mail.

Also known as: RM4SCC, CBC.

#### Data and Options

- The data may contain any of the following characters from the postcode and DPID:
  - Capital letters A-Z
  - Digits 0-9
- The mandatory checksum digit is calculated automatically and must not be included in the data field



**Example**

Data: LE28HS9Z  
 Options: includetext  
 Encoder: royalmail

**5.6.7 Royal TNT Post 4 state barcode**

The **Royal TNT Post 4 state barcode** symbology is used by the Dutch Postal Service to encode the delivery point identifier on letter mail.

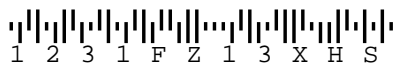
Also known as: KIX.

**Data and Options**

- The data may contain any of the following characters from the DPID:
  - Capital letters A–Z
  - Digits 0–9

**Example**

Data: 1231FZ13XHS  
 Options: includetext  
 Encoder: kix

**5.6.8 USPS Intelligent Mail**

The **USPS Intelligent Mail** barcode is used by the US Postal service to encode the delivery and sender information on letter mail.

Also known as: USPS OneCode.

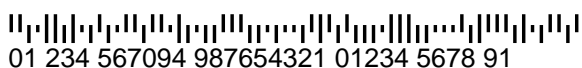
Standards: USPS-STD-11.

**Data and Options**

- The data contains 31 digits representing the following:
  - Barcode Identifier - two digits
  - Service Type Identifier - three digits
  - Mailer ID, Sequence Number - either six then nine digits respectively or nine then six digits respectively
  - Delivery Point ZIP Code - eleven digits
- The mandatory checksum digit is calculated automatically and must not be included in the data field.

**Example**

Data: 0123456709498765432101234567891  
 Options: includetext  
 Encoder: onecode



### 5.6.9 USPS POSTNET

The USPS POSTNET barcode symbology is used by the US Postal service to encode the ZIP code information on letter mail.

#### Data and Options

- The data field contains the digits from the ZIP code, without dashes.
- The mandatory checksum is calculated automatically and must not be included in the data field.

#### Example

Data: 12345123412

Options:

Encoder: postnet



### 5.6.10 USPS PLANET

The USPS PLANET barcode symbology is used by the US Postal service to encode the ZIP code information on letter mail.

#### Data and Options

- The data field contains eleven or thirteen digits, without dashes.
- The mandatory checksum is calculated automatically and must not be included in the data field.

#### Example

Data: 01234567890

Options:

Encoder: planet



### 5.6.11 USPS FIM Symbols

The USPS FIM encoder is used to generate static predefined barcode symbols.

#### Data and Options

- The data field accepts one of the following values:
  - fima - US Postal Service FIM-A symbol
  - fimb - US Postal Service FIM-B symbol
  - fimc - US Postal Service FIM-C symbol
  - fimd - US Postal Service FIM-D symbol


#### Examples

A USPS FIM A symbol:

Data: fima

Options:

Encoder: symbol




A USPS FIM B symbol:

Data: fimb  
Options:  
Encoder: symbol



A USPS FIM C symbol:

Data: fimc  
Options:  
Encoder: symbol



A USPS FIM D symbol:

Data: find  
Options:  
Encoder: symbol



## 5.7 Pharmaceutical Symbols

### 5.7.1 Italian Pharmacode

**Italian Pharmacode** is a discrete, fixed length, self-checking barcode symbology used for pharmaceutical products in Italy.

Also known as: Code 32, IMH, Radix 32.

#### Data and Options

- The data field must contain either eight or nine digits from the code. The leading *A* which is provided in some applications must be omitted.
- The mandatory check digit is calculated automatically if it is not provided.

#### Examples

Identical symbols, input provided with and without a check digit:

Data: 012345676  
Options: includetext  
Encoder: code32

Data: 01234567  
 Options: includetext  
 Encoder: code32



### 5.7.2 Pharmacode

**Pharmacode** is a binary barcode symbology that is used by the Pharmaceutical industry.

Also known as: Pharmaceutical Binary Code.

Variants:

- **Two-track Pharmacode** is a variant of the Pharmacode barcode.

#### Data and Options

- The data field must contain a number between 3 and 131070 inclusive.
- The **nwidth**, **wwidth** and **swidth** options can be used to specify a custom width (in points) for the narrow bars, wide bars and inter-bar spaces respectively.

#### Example

Data: 117480  
 Options:  
 Encoder: pharmacode



### 5.7.3 Two-Track Pharmacode

**Two-Track Pharmacode** is a binary barcode symbology used by the Pharmaceutical industry.

Also known as: Two-track Pharmaceutical Binary Code.

Variants:

- **Pharmacode** is a variant of the Two-track Pharmacode barcode.

#### Data and Options

- The data field must contain a number between 4 and 64570080 inclusive.

#### Example

Data: 117480  
 Options:  
 Encoder: pharmacode2



### 5.7.4 PZN

PZN is a discrete, fixed length, self-checking barcode symbology used for pharmaceutical products in Germany.

Also known as: Pharmazentralnummer.

Variants:

- PZN-7.
- PZN-8.

#### Data and Options

- For the default PZN7 encoding, the data field must contain six digits or seven digits.
- The `pzn8` option specifies that a PZN8 symbol is required, in which case the data field must contain seven digits or eight digits.
- The mandatory check digit is calculated automatically if not provided.
- Note: by definition, not all six-digit or seven-digit number sequences are valid inputs.

#### Examples

Identical PZN7 symbols, input provided with and without a check digit:

```
Data: 1234562
Options: includetext
Encoder: pzn
```

```
Data: 123456
Options: includetext
Encoder: pzn
```



Identical PZN8 symbols, input provided with and without a check digit:

```
Data: 0275808
Options: pzn8 includetext
Encoder: pzn
```

```
Data: 02758089
Options: pzn8 includetext
Encoder: pzn
```



## 5.8 HIBC Symbols

HIBC barcodes use a number of general symbologies as carrier symbols for data structured according to the LIC and PAS structured data definitions.

Variants:

- HIBC Code 39 is a variant of Code 39.
- HIBC Code 128 is a variant of Code 128.
- HIBC PDF417 is a variant of PDF417.
- HIBC MicroPDF417 is a variant of MicroPDF417.
- HIBC QR Code is a variant of QR Code.
- HIBC Data Matrix is a variant of Data Matrix.
- HIBC Codablock F is a variant of Codablock F.

Standards: ANSI/HIBC Provider Applications Standard, ANSI/HIBC Supplier Labelling Standard, ANSI/HIBC Positive Identification for Patient Safety, ANSI/HIBC Syntax Standard.

### Data and Options

- The data should be pre-encoded to describe the intended barcode content.
- The HIBC + character is prefixed automatically.
- The mandatory HIBC check character is automatically appended to the input.

#### 5.8.1 HIBC Code 39

Data: A123BJC5D6E71  
Options: includetext  
Encoder: hibccode39



#### 5.8.2 HIBC Code 128

Data: A123BJC5D6E71  
Options: includetext  
Encoder: hibccode128



### 5.8.3 HIBC PDF417

Data: A123BJC5D6E71  
Options:  
Encoder: hibcpdf417



### 5.8.4 HIBC MicroPDF417

Data: A123BJC5D6E71  
Options:  
Encoder: hibcmicropdf417



### 5.8.5 HIBC QR Code

Data: A123BJC5D6E71  
Options:  
Encoder: hibcqr code



### 5.8.6 HIBC Data Matrix

Data: A123BJC5D6E71  
Options:  
Encoder: hibcdatamatrix



### 5.8.7 HIBC Codablock F

Data: A123BJC5D6E71  
Options:  
Encoder: hibccodablockf



## 5.9 Less-used Symbols

### 5.9.1 BC412

The BC412 barcode symbology is single width, variable length barcode that is used for silicon wafer identification by the semiconductor manufacturing industry.


Also known as: BC412 SEMI, BC412 IBM.

#### Data and Options


- The data field can hold any of the following:
  - Numbers 0-9
  - Capital letters A-Z, excluding O
- The **includestartstop** option enables the display of start and stop bars.
- The **includecheck** option calculates the check character.
- The **includecheckintext** option makes the calculated checksum appear in the human readable text.
- The **semi** option enables conformance to the SEMI standard by enabling start and stop bars as well as a check character.
- The **inkspread** option can be used to adjust the width of the bars.

#### Examples


Data: BC412  
Options: includecheck  
Encoder: bc412



Data: BC412  
Options: includestartstop  
Encoder: bc412



Data: BC412  
Options: semi  
Encoder: bc412





## 5.9.2 Channel Code

**Channel Code** is a linear, continuous, self-checking, bidirectional barcode symbology that encodes between two and seven digits in a short space.

Standards: ANSI/AIM BC12 - USS Channel Code.

### Data and Options

- The data field can hold zero prefixed values from any of the following ranges:
  - Channel 3: 00–26
  - Channel 4: 000–292
  - Channel 5: 0000–3493
  - Channel 6: 00000–44072
  - Channel 7: 000000–576688
  - Channel 8: 0000000–7742862
- The channel is determined to be one more than the number of digits given in the data field.
- The **shortfinder** option generates a symbol with a shortened finder pattern.
- The **includecheck** option appends an optional check bar suffix.

### Examples

A channel 3 symbol holding the value five:

```
Data:    05
Options: includetext
Encoder: channelcode
```



A channel 4 symbol holding the value 123:

```
Data:    123
Options: includetext
Encoder: channelcode
```



A channel 4 symbol holding the value five including optional check bars:

```
Data:    005
Options: includetext includecheck
Encoder: channelcode
```



A channel 3 symbol holding the value 26 with a shorteded finder pattern:

```
Data:      26
Options: shortfinder includetext
Encoder: channelcode
```



### 5.9.3 Codabar

**Codabar** is a linear, discrete, self-checking, bidirectional barcode symbology that can encode digits, six symbols and four delimiter characters. It is primarily used by libraries and blood banks, photo labs and FedEx airbills.

Also known as: Rationalized Codabar, Ames Code, NW-7, USD-4, USS-Codabar, ABC Codabar, Monarch, Code 2 of 7.


Standards: ANSI/AIM BC3 - USS Codabar, BS EN 798.

#### Data and Options

- The data field must start and stop with one of the following delimiters
  - ABCD
  - TNE\* (with the *altstartstop* option)
- The data field can otherwise hold any of the following
  - Digits 0-9
  - Symbols - \$ : / . +
- The *altstartstop* option specifies that the alternative set of delimiter characters is in use.
- The *includecheck* option calculates the check digit.
- The *includecheckintext* option makes the calculated check characters appear in the human readable text.

#### Example

```
Data:      A01234567892B
Options: includecheck includetext includecheckintext
Encoder: rationalizedCodabar
```



### 5.9.4 Codablock F

The **Codablock F** barcode symbology is 2D stacked-linear barcode that consists of a number of stacked **Code 128** symbols. It can encode full 256 character extended-ASCII.

Variants:

- **HIBC Codablock F** is a variant of Codablock F that should be used when encoding HIBC formatted data.

Standards: USS Codablock F.

#### Data and Options

- The data field can consist of any extended-ASCII data.
- *FNC4* function characters will be inserted automatically to allow the encoding of extended ASCII characters.
- When the **parse** option is specified, any instances of  $\wedge$ NNN in the data field are replaced with their equivalent ASCII value, useful for specifying unprintable characters.
- When the **parsefnc** option is specified, non-data function characters can be specified by  $\wedge$ FNC1 or  $\wedge$ FNC3.
- The **columns** option specifies the number of columns in the symbol, default 8.
- The **rows** option specifies the number of rows in the symbol, between 2 and 44.
- If **rows** is unspecified the encoder will default to the smallest number of rows that can hold the given data.
- The **raw** option denotes that the data field is providing the input as a pre-encoded code-words in  $\wedge$ NNN format, suitable for direct low-level encoding.
- The **rowheight** option specifies the height of the bars in each row in points. The default is 10.
- The **sepheight** option specifies the height of the separator bars enclosing the rows in points. The default is 1.

#### Examples

Data: Codablock F

Options:

Encoder: codablockf



Data: CODABLOCK F 34567890123456789010040digit

Options: columns=8 rows=5


Encoder: codablockf



Data: Short bars, fat separators

Options: columns=10 rows=8 rowheight=6 sepheight=2

Encoder: codablockf



### 5.9.5 Code 11

**Code 11** is a linear, discrete, non-self-checking, bidirectional, numeric barcode symbology that is primarily used for labelling telecommunication equipment.

Also known as: USD-8.

#### Data and Options


- The data consists of digits and the dash character -.
- The **includecheck** option calculates the check digits.
- For less than 10 data digits a single check digit is used.
- For 10 or more data digits two check digits are used.

#### Example

Data: 0123456789

Options: includecheck includetext includecheckintext

Encoder: code11



### 5.9.6 Code 16K

The **Code 16K** barcode symbology is 2D stacked-linear barcode that can encode full 256 character extended-ASCII with the use of the *FNC4* shift character.

Also known as: USS-16K

Standards: ANSI/AIM BC7 - USS Code 16K, BS EN 12323.

#### Data and Options

- The input can consist of any 256-bit extended ASCII data.
- *FNC4* function characters will be inserted automatically to allow the encoding of extended ASCII characters.
- When the **parse** option is specified, any instances of *^NNN* in the data field are replaced with their equivalent ASCII value, useful for specifying unprintable characters.
- When the **parsefnc** option is specified, non-data function characters can be specified by *^FNC1* through *^FNC3*.
- The **mode** option specifies the mode for the symbol. It is usual to leave this unspecified in which case the most appropriate mode that results in the shortest symbol is automatically selected based in the input data.

– mode=0 - Starting code set A

- mode=1 - Starting code set B
  - mode=2 - Starting code set C
  - mode=3 - Starting code set B with implied *FNC1*
  - mode=4 - Starting code set C with implied *FNC1*
  - mode=5 - Starting code set C with implied *Shift B*
  - mode=6 - Starting code set C with implied *Double Shift B*
- The **pos** option specifies this symbol to be part of multi-part structured data. For example **pos=25** specifies this to be the second symbol in a group of five symbols.
  - The **rows** option specifies the number of rows in the symbol, between two and sixteen.
  - If **rows** is unspecified the encoder will default to the smallest number of rows that can hold the given data.
  - The **raw** option denotes that the data field is providing the input as a pre-encoded code-words in ^NNN format, suitable for direct low-level encoding.
  - The **rowheight** option specifies the height of the bars in each row in points. The default is 10.
  - The **sepheight** option specifies the height of the separator bars enclosing the rows in points. The default is 1.

### Examples

Data: Abcd-1234567890-wxyZ

Options:


Encoder: code16k



Data: Code 16K

Options: rows=10


Encoder: code16k



Data: Short bars, fat separators

Options: rows=8 rowheight=5 sepheight=2

Encoder: code16k



### 5.9.7 Code 25

Code 2 of 5 is a simple low density numeric barcode symbology.

Also known as: Code 25, Industrial 2 of 5, Standard 2 of 5

Variants:

- **IATA 2 of 5**, Computer Identics 2 of 5.
- **Datalogic 2 of 5**.
- **Matrix 2 of 5**.
- **COOP 2 of 5**.

#### Data and Options


- The data consists of any number of digits.
- The **includecheck** option calculates the check digit.
- The **version** option determines which variant to use:
  - version=industrial (default) - Industrial 2 of 5.
  - version=iata - *Deprecated: Use IATA 2 of 5*
  - version=datalogic - *Deprecated: Use Datalogic 2 of 5*
  - version=matrix - *Deprecated: Use Matrix 2 of 5*
  - version=coop - *Deprecated: Use COOP 2 of 5*

#### Examples

Data: 01234567

Options:

Encoder: code2of5



### 5.9.8 IATA 2 of 5

IATA 2 of 5 is a variant of the **Code 2 of 5** barcode symbology.

Also known as: Computer Identics 2 of 5.

Variants:

- **Industrial 2 of 5**, Standard 2 of 5.
- **Datalogic 2 of 5**.
- **Matrix 2 of 5**.
- **COOP 2 of 5**.

#### Data and Options


- The data consists of any number of digits.
- The **includecheck** option calculates the check digit.

## Examples

Data: 01234567

Options: includetext includecheck includecheckintext

Encoder: iata2of5



### 5.9.9 Matrix 2 of 5

Matrix 2 of 5 is a variant of the Code 2 of 5 barcode symbology.

Variants:

- Industrial 2 of 5, Standard 2 of 5.
- IATA 2 of 5, Computer Identics 2 of 5.
- Datalogic 2 of 5.
- COOP 2 of 5.

### Data and Options

- The data consists of any number of digits.
- The `includecheck` option calculates the check digit.

### 5.9.10 Datalogic 2 of 5

Datalogic 2 of 5 is a variant of the Code 2 of 5 barcode symbology.

Variants:

- Industrial 2 of 5, Standard 2 of 5.
- IATA 2 of 5, Computer Identics 2 of 5.
- Matrix 2 of 5.
- COOP 2 of 5.

### Data and Options

- The data consists of any number of digits.
- The `includecheck` option calculates the check digit.

### 5.9.11 COOP 2 of 5

COOP 2 of 5 is a variant of the Code 2 of 5 barcode symbology.

Variants:

- Industrial 2 of 5, Standard 2 of 5.
- IATA 2 of 5, Computer Identics 2 of 5.
- Datalogic 2 of 5.
- Matrix 2 of 5.

### Data and Options

- The data consists of any number of digits.
- The **includecheck** option calculates the check digit.

#### 5.9.12 Code 49

The **Code 49** barcode symbology is 2D stacked-linear barcode that can encode 128 character ASCII.

Also known as: USS-49.

Standards: ANSI/AIM BC6 - USS Code 49.

### Data and Options

- The input can consist of any ASCII data.
- When the **parse** option is specified, any instances of **^NNN** in the data field are replaced with their equivalent ASCII value, useful for specifying unprintable characters.
- When the **parsefnc** option is specified, non-data function characters can be specified by **^FNC1** through **^FNC3**.
- The **mode** option specifies the mode for the symbol. It is usual to leave this unspecified in which case the most appropriate mode that results in the shortest symbol is automatically selected based in the input data.
  - mode=0 - regular alphanumeric mode
  - mode=1 - append mode
  - mode=2 - numeric mode
  - mode=3 - group alphanumeric mode
  - mode=4 - alphanumeric mode starting shift 1
  - mode=5 - alphanumeric mode starting shift 2
  - mode=6 - reserved
- The **pos** option specifies this symbol to be part of multi-part structured data, i.e. selecting mode=3. For example **pos=25** specifies this to be the second symbol in a group of five symbols.
- The **rows** option specifies the number of rows in the symbol, between 2 and 8.
- If **rows** is unspecified the encoder will default to the smallest number of rows that can hold the given data.
- The **rowheight** option specifies the height of the bars in each row in points. The default is 10.
- The **sepheight** option specifies the height of the separator bars enclosing the rows in points. The default is 1.

### Examples

Data:     MULTIPLE ROWS IN CODE 49


Options:

Encoder: code49






Data: CODE 49  
 Options: rows=8  
 Encoder: code49



Data: Short bars, fat separators  
 Options: rows=8 rowheight=6 sepheight=2  
 Encoder: code49



### 5.9.13 Code One

**Code One** was the earliest public domain 2D matrix-style barcode. It is used by the health care and recycling industry and can encode full 256 character extended-ASCII.

Also known as: Code 1, Code 1S.

Standards: AIM USS - Code One.

#### Data and Options


- The data field can consist of any ASCII data for *standard* and *T-type* symbols.
- Note: *S-type* symbols are special in that they represent a numeric value so may only contain digits.
- When the **parse** option is specified, any instances of  $\wedge$ NNN in the data field are replaced with their equivalent ASCII value, useful for specifying unprintable characters, e.g.  $\wedge$ 029 for *GS*, etc.
- When the **parsefnc** option is specified, non-data function characters can be specified by  $\wedge$ FNC1,  $\wedge$ FNC3.
- The **version** option is used to specify the size and type of the symbol:
  - A, B, C, D, E, F, G, H - for standard format symbols (default automatic selection)
  - version=T-16, version=T-32, version=T-48 - *T-type* symbols
  - version=S-10, version=S-20, version=S-30 - *S-type* symbols

#### Examples

Data: Code One  
 Options:  
 Encoder: codeone



Data: Code One  
 Options: version=C  
 Encoder: codeone



Data: Code One  
 Options: version=T-32  
 Encoder: codeone



Data: 406990  
 Options: version=S-10  
 Encoder: codeone



#### 5.9.14 MSI Plessey

MSI Plessey is a continuous, non-self-checking, arbitrary length, numeric barcode symbology.

Also known as: MSI, MSI Modified Plessey.

Variants:


- **Plessey (UK)** is the original barcode upon which MSI Modified Plessey was based.

#### Data and Options

- The data can consist of any number of digits.
- The **includecheck** option calculates the check digit or check digits.
- The **includecheckintext** option makes the calculated check characters appear in the human readable text.
- The **checktype** option is used to specify the type of checksum, either:
  - **checktype=mod10** (default)
  - **checktype=mod1010**
  - **checktype=mod11**
  - **checktype=ncrmod11**
  - **checktype=mod1110**
  - **checktype=ncrmod1110**
- The **badmod11** option allows a **checktype=mod11** checksum value of 10 to be encoded with a pair of check digits **10**. Normally in **checktype=mod11**, any input whose checksum evaluates to **10** is considered invalid having no correct representation.

## Examples


Data: 0123456789  
 Options: includecheck includetext  
 Encoder: msi



Data: 0123456789  
 Options: includecheck checktype=mod110 includetext includecheckintext  
 Encoder: msi



Data: 0123456785  
 Options: includecheck checktype=mod11 badmod11 includetext includecheckintext  
 Encoder: msi



### 5.9.15 Plessey

**Plessey** is a continuous, arbitrary length barcode symbology for encoding hexadecimal data.

Also known as: Anker Code.

Variants:

- **MSI Modified Plessey** is a variant of the Plessey (UK) barcode developed by the MSI Data Corporation.


#### Data and Options

- The data can contain any of the following:
  - Numbers 0–9
  - Capital letters A–F
- Two mandatory check characters implementing a CRC check are automatically included.
- The **includecheckintext** option makes the calculated check characters appear in the human readable text.
- The **unidirectional** option generates a unidirectional Plessey symbol.


## Examples

Equivalent symbols, the latter displaying the two mandatory check characters:

```
Data:    01234ABCD
Options: includetext
Encoder: plessey
```




```
Data:    01234ABCD
Options: includetext includecheckintext
Encoder: plessey
```



A unidirectional symbol:

```
Data:    01234ABCD
Options: unidirectional
Encoder: plessey
```



### 5.9.16 PosiCode

**PosiCode** is a continuous, variable length, non-self-checking, bidirectional barcode symbology that is designed for use within printing processes where it is difficult to precisely control the width of a bar.

Standards: ITS PosiCode.

#### Data and Options

- The data field can hold the following:
  - For *standard* symbols: Any 256-bit extended ASCII data.
  - *FNC4* function characters will be inserted automatically to allow the encoding of extended ASCII characters.
  - For *limited* symbols: letters A–Z, digits 0–9, symbols – and .
- The **version** option is used to specify the variant of the symbol, either:


- version=a (default)
  - version=b
  - version=limiteda
  - version=limitedb
- When the **parse** option is specified, any instances of  $\wedge$ NNN in the data field are replaced with their equivalent ASCII value, useful for specifying unprintable characters, e.g.  $\wedge$ 029 for GS, etc.
  - When the **parsefnc** option is specified, non-data function characters can be specified by  $\wedge$ FNC1 through  $\wedge$ FNC3.
  - The **inksread** option can be used to adjust the width of the bars.

### Example PosiCode

Equivalent ways to generate a PosiCode A symbol:


```
Data:   Abc123
Options:
Encoder: posicode
```

```
Data:   Abc123
Options: version=a
Encoder: posicode
```




PosiCode A including a GS (ASCII 29) character:

```
Data:   AB^029CD
Options: parse
Encoder: posicode
```




PosiCode A including an FNC2 special character:

```
Data:   AB^FNC2CD
Options: parsefnc
Encoder: posicode
```



PosiCode B symbol with widened bars:


Data: Abc123  
 Options: version=b inkspread=-1  
 Encoder: posicode



### Example Limited PosiCode


Limited PosiCode A with narrowed bars:

Data: ABC-12.3  
 Options: version=limiteda  
 Encoder: posicode



Limited PosiCode B:

Data: ABC-12.3  
 Options: version=limitedb  
 Encoder: posicode



### 5.9.17 Telepen

**Telepen** is an arbitrary length barcode symbology for encoding all 128 ASCII characters without the need for shift characters.

Also known as: Telepen Alpha, Telepen Full ASCII.

Variants:

- **Telepen Numeric.**


Standards: USS Telepen.

#### Data and Options


- The data can contain any standard ASCII data, values 0-127.
- When the **parse** option is specified, any instances of **^NNN** in the data field are replaced with their equivalent ASCII value, useful for specifying unprintable characters.
- The mandatory check digit is automatically included.
- *Deprecated: Use **Telepen Numeric** instead. When the **numeric** option is given, the data is read as either pairs of digits or  $\emptyset X$ ,  $1X$ , etc. The singular values  $\wedge 000$  to  $\wedge 016$  can also be encoded using the parse option.*

### Examples

Data: Telepen  
Options: includetext  
Encoder: telepen



Data: Telepen^013  
Options: parse  
Encoder: telepen



#### 5.9.18 Telepen Numeric

**Telepen Numeric** is a variant of the Telepen symbology for efficient encoding of numeric data.

Variants:

- **Telepen Alpha.**


Standards: USS Telepen.

#### Data and Options


- The data is provided as either pairs of digits or  $0X$ ,  $1X$ , etc. The singular values  $^000$  to  $^016$  can also be encoded using the *parse* option.
- When the **parse** option is specified, any instances of  $^NNN$  in the data field are replaced with their equivalent ASCII value, useful for specifying unprintable characters.
- The mandatory check digit is automatically included.

### Examples

Data: 123456  
Options:  
Encoder: telepennumeric



Data: 1X345X  
Options:  
Encoder: telepennumeric



Data: 1234^005  
 Options: parse includetext  
 Encoder: telepennumeric



### 5.10 GS1 Composite Symbols

GS1 Composite barcode symbologies consist of a primary component beneath a 2D component (variations of [MicroPDF417](#) and [PDF417](#)) used to encode supplementary [GS1 formatted data](#).

Variants:

- [EAN-13 Composite](#) is a variant of [EAN-13](#).
- [EAN-8 Composite](#) is a variant of [EAN-8](#).
- [UPC-A Composite](#) is a variant of [UPC-A](#).
- [UPC-E Composite](#) is a variant of [UPC-E](#).
- [GS1 DataBar Omnidirectional Composite](#) is a variant of [GS1 DataBar Omnidirectional](#).
- [GS1 DataBar Stacked Omnidirectional Composite](#) is a variant of [GS1 DataBar Stacked Omnidirectional](#).
- [GS1 DataBar Expanded Composite](#) is a variant of [GS1 DataBar Expanded](#).
- [GS1 DataBar Expanded Stacked Composite](#) is a variant of [GS1 DataBar Expanded Stacked](#).
- [GS1 DataBar Truncated Composite](#) is a variant of [GS1 DataBar Truncated](#).
- [GS1 DataBar Stacked Composite](#) is a variant of [GS1 DataBar Stacked](#).
- [GS1 DataBar Limited Composite](#) is a variant of [GS1 DataBar Limited](#).
- [GS1-128 Composite](#) is a variant of [GS1-128](#).

Standards: ISO/IEC 24723, ITS EAN.UCC Composite Symbology, AIM ISS - EAN.UCC Composite Symbology, GS1 General Specifications.

#### Data and Options

- The data field consists of a primary and secondary component separated by a pipe | character.
- The data for the primary component (preceding the pipe) is entered in a format identical to the corresponding non-composite barcode symbology.
- The data for the 2D component (following the pipe) is entered in [GS1 Application Identifier standard format](#).



- For maximum efficiency, if the data for the 2D component contains a number of application identifiers matching any of the specifications below then they should be provided in this given order:
  - (11)...(10)...
  - (17)...(10)...
  - (90){0–3 digits not starting 0}{upper alpha}...
- The **ccversion** option is used to select a specific 2D component:
  - ccversion=a - **CC-A**
  - ccversion=b - **CC-B**
  - ccversion=c - **CC-C (GS1-128 Composite only)**
- If **ccversion** is not specified a CC-A component will be selected if the data will fit, otherwise a CC-B component will be used. In the case of **GS1-128 Composite** a CC-C component will be used if the data does not fit within either a CC-A or CC-B component.


### 5.10.1 EAN-13 Composite

Data: 331234567890|(99)1234-abcd  
 Options: includetext guardwhitespace  
 Encoder: ean13composite



### 5.10.2 EAN-8 Composite

Data: 12345670|(21)A12345678  
 Options: includetext guardwhitespace  
 Encoder: ean8composite



### 5.10.3 UPC-A Composite

Data: 01600033610|(99)1234-abcd  
 Options: includetext  
 Encoder: upcacomposite




#### 5.10.4 UPC-E Composite

Data: 0121230|(15)021231

Options: includetext

Encoder: upcecomposite



#### 5.10.5 GS1 DataBar Omnidirectional Composite

Data: (01)03612345678904|(11)990102

Options:

Encoder: databaromnicomposite



#### 5.10.6 GS1 DataBar Stacked Omnidirectional Composite

Data: (01)03612345678904|(11)990102

Options:

Encoder: databarstackedomnicomposite



#### 5.10.7 GS1 DataBar Expanded Composite

Data: (01)93712345678904(3103)001234|(91)1A2B3C4D5E

Options:

Encoder: databarexpandedcomposite




### 5.10.8 GS1 DataBar Expanded Stacked Composite

Data: (01)00012345678905(10)ABCDEF|(21)12345678

Options: segments=4

Encoder: databarexpandedstackedcomposite



### 5.10.9 GS1 DataBar Truncated Composite

Data: (01)03612345678904|(11)990102

Options:

Encoder: databartruncatedcomposite



### 5.10.10 GS1 DataBar Stacked Composite

Data: (01)03412345678900|(17)010200

Options:

Encoder: databarstackedcomposite



### 5.10.11 GS1 DataBar Limited Composite

Data: (01)03512345678907|(21)abcdefghijklmnopqrstuv

Options:

Encoder: databarlimitedcomposite



### 5.10.12 GS1-128 Composite

GS1-128 Composite with a CC-A 2D component:

Data: (01)03212345678906|(21)A1B2C3D4E5F6G7H8  
 Options:  
 Encoder: gs1-128composite



GS1-128 Composite with a CC-C 2D component:

Data: (00)030123456789012340|(02)13012345678909(37)24(10)1234567ABCDEFG  
 Options: ccversion=c  
 Encoder: gs1-128composite



### 5.10.13 CC-A

Isolated CC-A 2D component:

Data: (01)95012345678903  
 Options: ccversion=a cccolumns=3  
 Encoder: gs1-cc



### 5.10.14 CC-B

Isolated CC-B 2D component:

Data: (01)95012345678903(3103)000123  
 Options: ccversion=b cccolumns=4  
 Encoder: gs1-cc



### 5.10.15 CC-C

Isolated CC-C 2D component:

Data: (02)13012345678909(37)24(10)1234567ABCDEFG  
 Options: ccversion=c cccolumns=5  
 Encoder: gs1-cc



## 5.11 Raw Symbols

### 5.11.1 DAFT

DAFT is an encoder for directly specifying the descender, ascender, full-height, tracker-bar succession for a custom 4 state barcode symbol.

### Data and Options

- The data field contains a sequence of the characters D, A, F or T to denote the descender, ascender, full-height and tracker bars of a custom 4 state symbol.

#### Example

Data: FATDAFTDAD

Options:

Encoder: daft



### 5.11.2 Flattermarken

**Flattermarken** are identification marks used in book production that facilitate the proper arrangement of bound sections by a book binder.

#### Data and Options

- The data field can holding any sequence of digits corresponds to a 9 module width with the following meaning:
  - 1–9: a single mark exists in the corresponding module position
  - 0: unmarked sequence of modules
- The **inkspread** option can be used to adjust the width of the bars.
- If greater fidelity is required then the **raw** encoder should be used instead.

#### Example

Data: 1304

Options: inkspread=-1

Encoder: flattermarken



### 5.11.3 Raw

The **raw** encoder is used for directly specifying the space/bar succession of a custom barcode symbol.

#### Data and Options

- The data field contains an alternating sequence of widths (1 to 9) for the bars and spaces of a custom symbol.

#### Example

Data: 331132131313411122131311333213114131131221323

Options: height=0.5

Encoder: raw



## 5.12 Partial Symbols

### 5.12.1 EAN-2

EAN-2 is the two-digit add-on code that accompanies a EAN or UPC type barcode symbol such as an [ISBN](#) or [ISSN](#).

Also known as: Two-Digit Add-On, Two-Digit Supplement, UPC-2

#### Data and Options

- The data field must contain two digits.
- The `includetext` option should normally be supplied.

#### Example

```
Data:    05
Options: includetext guardwhitespace
Encoder: ean2
```



### 5.12.2 EAN-5

EAN-5 is the five-digit add-on code that accompanies an EAN or UPC type barcode symbol such as an [ISBN](#) or [ISSN](#).

Also known as: Five-Digit Add-On, Five-Digit Supplement, UPC-5

#### Data and Options

- The data field must contain five digits.
- The `includetext` option should normally be supplied.

#### Example

```
Data:    90200
Options: includetext guardwhitespace
Encoder: ean5
```



## 5.13 GS1 Application Identifier Standard Format

Certain barcode symbologies (including [GS1-128](#), [GS1 DataBar Omnidirectional](#), [GS1 DataMatrix](#), [GS1 QR Code](#) and [GS1 Composite Symbols](#)) represent standardized GS1 data and require that their data field is provided in GS1 Application Identifier standard format, consisting of a concatenated string of AIs along with their corresponding values.

The AIs are a set of approximately one hundred two-, three- or four-digit prefixes written within parentheses that represent physical attributes and business information, e.g.

- `(00)` is an eighteen-digit SSCC.

- (01) is a fourteen-digit GTIN.
- (403) is a variable-length routing code.

The following input represents GTIN 0061414199996; Expiration Date 1 January 2010; Batch 123ABC; Serial 1234567890:

```
(01)0061414199996(17)100101(10)123ABC(21)1234567890
```

Encoders for barcode symbologies that expect data in GS1 Application Identifier standard format will take care of parsing the input and inserting any necessary *FNC1* characters to delimit variable length fields.

## GS1 Application Identifier Definitions

The Application Identifier definitions are provided in the [GS1 General Specifications](#). A summary is available [here](#) however this may be out of date.

## 6 Options Reference

### 6.1 Check Digits


#### 6.1.1 includecheck

Generate check digit(s) for symbologies where the use of check digits is optional.

#### Example

Calculate the optional check characters of this Code 93 symbol:

```
Data:    CHECK ME OUT
Options: includecheck
Encoder: code93
```



#### 6.1.2 includecheckintext

Show the calculated check digit in the human readable text.

#### Notes

- For barcode symbologies where the check digit is not mandatory, this option must be used in combination with **includecheck**.
- If any part of the checksum does not have a printable representation then that part is not displayed.

#### Example

Display the check digit of this Royal Mail barcode:

```
Data:    LE28HS9Z
Options: includetext includecheckintext
Encoder: royalmail
```



## 6.2 Input Processing

### 6.2.1 parse

In supporting barcode symbologies, when the *parse* option is specified, any instances of  $\backslash$ NNN in the data field are replaced with their equivalent ASCII value, useful for specifying unprintable characters.

#### Example

Equivalent symbols:

```
Data:   This is Data Matrix
Options:
Encoder: datamatrix
```

```
Data:   This is ^068ata Matrix
Options: parse
Encoder: datamatrix
```




### 6.2.2 parsefnc

In supporting barcode symbologies, when the **parsefnc** option is specified, non-data function characters can be specified by escaped combinations such as  $\backslash$ FNC1,  $\backslash$ FNC4 and  $\backslash$ SFT/.

#### Example

Code 93 including a special shift combination ( $\backslash$ )A representing !:

```
Data:   TERRY^SFT/A
Options: parsefnc includecheck
Encoder: code93
```



## 6.3 Symbol Dimensions

### 6.3.1 height

Height of longest bar, in inches.

#### Example

A 1/2 inch tall EAN-13:

```
Data:   977147396801
Options: includetext height=0.5
Encoder: ean13
```





### 6.3.2 width

Stretch the symbol to precisely this width, in inches.


#### Notes

- This parameter literally stretches the symbol and text to the desired width which will may distort the human readable text.
- For information about resizing symbols read the article on [resizing symbols](#).

#### Example

A 2 inch wide Code 93 symbol:

```
Data:   TERRY
Options: width=2
Encoder: code93
```



## 6.4 Bar Properties

### 6.4.1 inkspread

For linear barcodes, the amount by which to reduce the bar widths to compensate for inkspread, in points.

For matrix barcodes, the amount by which the reduce the width and height of dark modules to compensate for inkspread, in points.


#### Notes

- Negative values will increase the bar width.

#### Example

Code 39 for a printer with very runny ink:

```
Data:   TEZ
Options: inkspread=0.6
Encoder: code39
```



### 6.4.2 inkspreadh

For matrix barcodes, the amount by which the reduce the width of dark modules to compensate for inkspread, in points.

Note: inkspreadh is most useful for stacked-linear type barcodes such as PDF417 and Codablock F.

### 6.4.3 inkspreadv

For matrix barcodes, the amount by which to reduce the height of dark modules to compensate for inkspread, in points.

## 6.5 Text Properties

### 6.5.1 includetext

Show human readable text for data in symbol.

#### Notes

- If a character in the data does not have a printable representation then it is not displayed

#### Example

Display the text encoded in this Code 39 symbol:

```
Data:    SEE ME
Options: includetext
Encoder: code39
```



### 6.5.2 textfont

The font name for text.

#### Notes

- The font name must be the literal name of a PostScript font that is available to the system.
- This option should be used in combination with the **includetext** option.

#### Example

Customise the human readable text of this USPS POSTNET symbol

```
Data:    64501
Options: includetext textfont=Times-Roman textsize=9
Encoder: postnet
```



### 6.5.3 textsize

The font size of the text in points.

#### Note

- This option should be used in combination with the **includetext** option.

## Example

Customise the human readable text of this USPS POSTNET symbol

```
Data: 64501
Options: includetext textfont=Times-Roman textsize=9
Encoder: postnet
```



### 6.5.4 textgaps

The inter-character spacing of the text.

#### Note

- This option should be used in combination with the **textxalign** option.

## 6.6 Text Positioning

### 6.6.1 textxalign

The **textxalign** option is used to specify where to horizontally position the text.

- **textxalign=offleft**
- **textxalign=left**
- **textxalign=center**
- **textxalign=right**
- **textxalign=offright**
- **textxalign=justify**

#### Notes

- By default (in the absence of **textxalign** or **textyalign**), each character of text is placed immediately below the corresponding modules where this is possible.
- Where there isn't such a direct relationship then the default is to position the text centrally beneath the symbol.

### 6.6.2 textyalign

The **textyalign** option is used to specify where to vertically position the text.

- **textyalign=below**
- **textyalign=center**
- **textyalign=above**

#### Notes

- By default (in the absence of **textxalign** or **textyalign**), each character of text is placed immediately below the corresponding modules where this is possible.
- Where there isn't such a direct relationship then the default is to position the text centrally beneath the symbol.

### 6.6.3 textxoffset

The horizontal position of the text in points relative to the default position.

### 6.6.4 textyoffset

The vertical position of the text in points relative to the default position.

## 6.7 Border Properties

### 6.7.1 showborder

Display a border around the symbol.


#### Example

Display a customised border around this Codabar symbol:

Data: A3+14-63B

Options: includetext showborder borderwidth=2 borderbottom=8

Encoder: rationalizedCodabar



### 6.7.2 borderwidth

Width of the border, in points.

### 6.7.3 borderleft

Gap between the left edge of the border and the symbol, in points.

### 6.7.4 borderright

Gap between the right edge of the border and the symbol, in points.

### 6.7.5 bordertop

Gap between the top edge of the border and the symbol, in points.

### 6.7.6 borderbottom

Gap between the bottom edge of the border and the symbol, in points.

## 6.8 Symbol Colors

### 6.8.1 barcolor

Color of the bars or dark modules, either as a hex RRGGBB value or a hex CCMYYKK value.

### 6.8.2 backgroundcolor

Color of the light background or light modules, either as a hex RRGGBB value or a hex CCMMYYKK value.

### 6.8.3 bordercolor

Color of the border, either as a hex RRGGBB value or a hex CCMMYYKK value.

### 6.8.4 textcolor

Color of the respective component, either as a hex RRGGBB value or a hex CCMMYYKK value.

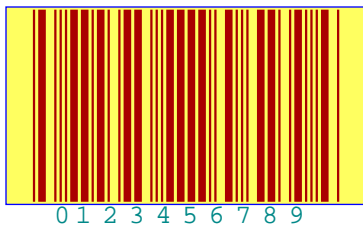
#### Examples

Colorized Code 11 symbol using the RGB colour space:

Data: 0123456789

Options: includetext barcolor=AA0000 textcolor=008888 backgroundcolor=FFFF60 showborder bordercolor=0000

Encoder: code11

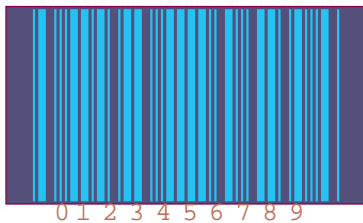


Colorized Code 11 symbol using the CMYK colour space:

Data: 0123456789

Options: includetext barcolor=AA000000 textcolor=00888844 backgroundcolor=CCCC6000 showborder bordercolor

Encoder: code11



## 6.9 EAN-UPC Add Ons

### 6.9.1 addontextfont

The font name of the add on text.

#### Notes

- The font name must be the literal name of a PostScript available font.
- These options must be used in combination with the **includetext** option.

### 6.9.2 addontextsize

The size of the add on text, in points

#### Notes

- These options must be used in combination with the **includetext** option.

**Example**

Customise the human readable text of this USPS POSTNET symbol

```
Data: 64501
Options: includetext textfont=Times-Roman textsize=9
Encoder: postnet
```

**6.9.3 addontextxoffset**

Overrides the default horizontal positioning of the add on text.

**6.9.4 addontextyoffset**

Overrides the default vertical positioning of the add on text.

**6.10 EAN-UPC Guards****6.10.1 guardwhitespace**

Display white space guards.

**Example**

ISBN-13 with tiny white space guard:

```
Data: 978-1-873671-00
Options: includetext guardwhitespace guardwidth=3 guardheight=3
Encoder: isbn
```

**6.10.2 guardwidth**

Width of the whitespace guards, in points.

**6.10.3 guardheight**

Height of the whitespace guards, in points.

**6.10.4 guardleftpos**

Override the default horizontal position of the left whitespace guard.

**6.10.5 guardrightpos**

Override the default horizontal position of the right whitespace guard.

### 6.10.6 guardleftypos

Override the default vertical position of the left whitespace guard.

### 6.10.7 guardrightypos

Override the default vertical position of the right whitespace guard.

#### Example

EAN-8 with very mangled white space guards:

Data: 01335583

Options: includetext guardwhitespace guardleftpos=14 guardrightpos=7 guardleftypos=15 guardrightypos=4

Encoder: ean8



## 7 QR code in the margin

The marginnotes are placed with the help of the macro of the same name `\marginnote`, which itself needs package `narginnote`. It is loaded by default if the macro doesn't exist.

```
\QR[1]<barcode>{http://mirror.ctan.org/help/Catalogue/bytopic.html\#barcode}
\blindtext

{ \psset{fontstyle=\scriptsize\ttfamily}%
  \QR[1]{http://mirror.ctan.org/help/Catalogue/bytopic.html\#barcode}%
}
\blindtext

\QR{http://mirror.ctan.org/usergrps/dante/dtk/doc/beispiel.pdf}
\blindtext
\QR<Beispiel>{http://mirror.ctan.org/usergrps/dante/dtk/doc/beispiel.pdf}
\blindtext

\QR{http://de.wikipedia.org/wiki/QR-Code}
\blindtext
```

Hello, here is some text without a meaning. This text should show what a printed text will look like at this place. If you read this text, you will get no information. Really? Is there no information? Is there a difference between this text and some nonsense like “Huardest gefburn”? Kjift – not at all! A blind text like this gives you information about the selected font, how the letters are written and an impression of the look. This text should contain all letters of the alphabet and it should be written in of the original language. There is no need for special content, but the length of words should match the language.

Hello, here is some text without a meaning. This text should show what a printed text will look like at this place. If you read this text, you will get no information. Really? Is there no information? Is there a difference between this text and some nonsense like “Huardest gefburn”? Kjift – not at all! A blind text like this gives you information about the selected font, how the letters are written and an impression of the look. This text should contain all letters of the alphabet and it



barcode



bytopic.html#barcode

should be written in of the original language. There is no need for special content, but the length of words should match the language.



beispiel.pdf

Hello, here is some text without a meaning. This text should show what a printed text will look like at this place. If you read this text, you will get no information. Really? Is there no information? Is there a difference between this text and some nonsense like “Huardest gefburn”? Kjift – not at all! A blind text like this gives you information about the selected font, how the letters are written and an impression of the look. This text should contain all letters of the alphabet and it should be written in of the original language. There is no need for special content, but the length of words should match the language. Hello, here is some text without a meaning. This text should show what a printed text will look like at this place. If you read this text, you will get no information. Really? Is there no information? Is there a difference between this text and some nonsense like “Huardest gefburn”? Kjift – not at all! A blind text like this gives you information about the selected font, how the letters are written and an impression of the look. This text should contain all letters of the alphabet and it should be written in of the original language. There is no need for special content, but the length of words should match the language.



Beispiel

Hello, here is some text without a meaning. This text should show what a printed text will look like at this place. If you read this text, you will get no information. Really? Is there no information? Is there a difference between this text and some nonsense like “Huardest gefburn”? Kjift – not at all! A blind text like this gives you information about the selected font, how the letters are written and an impression of the look. This text should contain all letters of the alphabet and it should be written in of the original language. There is no need for special content, but the length of words should match the language.



QR-Code



## 8 List of all optional arguments for pst-barcode

Key	Type	Default
fontstyle	ordinary	\small
transx	ordinary	0
transy	ordinary	0
scalex	ordinary	1
scaley	ordinary	1
rotate	ordinary	0
file	boolean	true

## References

- [1] Terry Burton. *Barcode Writer in Pure PostScript*. URL: <https://github.com/bwipp/postscriptbarcode/wiki> (visited on 04/18/2017).
- [2] Victor Eijkhout. *T<sub>E</sub>X by Topic – A T<sub>E</sub>Xnician Reference*. 1st ed. Heidelberg and Berlin: DANTE – Lehmanns Media, 2014.
- [3] Denis Girou. “Présentation de PSTricks”. In: *Cahier GUTenberg* 16 (Apr. 1994), pp. 21–70.
- [4] Michel Goosens et al. *The L<sup>A</sup>T<sub>E</sub>X Graphics Companion*. 2nd ed. Boston, Mass.: Addison-Wesley Publishing Company, 2007.
- [5] Nikolai G. Kollock. *PostScript richtig eingesetzt: vom Konzept zum praktischen Einsatz*. Vaterstetten: IWT, 1989.
- [6] Herbert Voß. *Presentations with L<sup>A</sup>T<sub>E</sub>X*. 2nd ed. Heidelberg and Berlin: DANTE – Lehmanns Media, 2017.
- [7] Herbert Voß. *PSTricks – Grafik für T<sub>E</sub>X und L<sup>A</sup>T<sub>E</sub>X*. 7th ed. Heidelberg and Berlin: DANTE – Lehmanns, 2016.
- [8] Herbert Voß. *PSTricks – Graphics and PostScript for L<sup>A</sup>T<sub>E</sub>X*. 1st ed. Cambridge – UK: UIT, 2011.
- [9] Herbert Voß. *pst-tools – Helper functions*. 2012. URL: </graphics/pstricks/contrib/pst-tools>.
- [10] Herbert Voß. *L<sup>A</sup>T<sub>E</sub>X quick reference*. 1st ed. Cambridge – UK: UIT, 2012.
- [11] Michael Wiedmann. *References for T<sub>E</sub>X and Friends*. Version 0.4.1. 2012. URL: <http://www.miwie.org/tex-refs/> (visited on 08/06/2017).
- [12] Timothy Van Zandt. *multido.tex – a loop macro, that supports fixed-point addition*. 1997. URL: </macros/generic/multido.tex>.
- [13] Timothy Van Zandt and Denis Girou. “Inside PSTricks”. In: *TUGboat* 15 (Sept. 1994), pp. 239–246.

## Index

borderbottom, 4  
borderleft, 4  
borderright, 4  
bordertop, 4  
borderwidth, 4

code39, 6

Environment

- pspicture, 3, 6

\fbox, 6  
file, 3  
font, 4

height, 4

includecheck, 4  
includecheckintext, 4  
includetext, 4  
inkspread, 4

Keyword

- file, 3
- rotate, 3
- scalex, 3
- scaley, 3
- transx, 3
- transy, 3

Macro

- \fbox, 6
- \makebox, 3
- \marginnote, 84
- \parbox, 6
- \psbarcode, 3

\makebox, 3  
\marginnote, 84

narginnote, 84

Package

- narginnote, 84
- pstricks, 3

\parbox, 6  
parse, 4

PostScript

- borderbottom, 4
- borderleft, 4
- borderright, 4
- bordertop, 4
- borderwidth, 4
- code39, 6
- font, 4
- height, 4
- includecheck, 4
- includecheckintext, 4
- includetext, 4
- inkspread, 4
- parse, 4
- showborder, 4
- textpos, 4
- textsize, 4
- width, 4

\psbarcode, 3  
pspicture, 3, 6  
pstricks, 3

rotate, 3

scalex, 3  
scaley, 3  
showborder, 4

textpos, 4  
textsize, 4  
transx, 3  
transy, 3

width, 4